



A REPORT TO OUR CITIZENS 2012

MISSION

We make safer places for you to live, work and play.

2012 HIGHLIGHTS

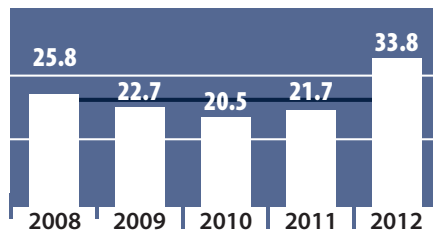
- Increased property and construction site security checks by 95% from 2,431 in 2011 to 4,751 in 2012! As building starts to return to Star, we want to maintain increased visibility and vigilance against theft & vandalism.
- Partnered with the Secret Service to share the latest security and safety measures with bank tellers. We have planned additional public safety training for Star businesses in the coming year to educate them on how to prevent and detect fraud.
- We worked closely with City of Star, Star Fire, Ada County Sheriff's Office and Ada City County Emergency Management to ensure people were safe and informed during the spring flooding event.
- Crime rates rose in many communities this year, and Star was no exception. A few incidents of graffiti, tire slashing and broken vehicle windows caused property crime rates to increase. County detectives are currently investigating these cases and have information on a few suspects.

MESSAGE FROM CHIEF LARAWAY

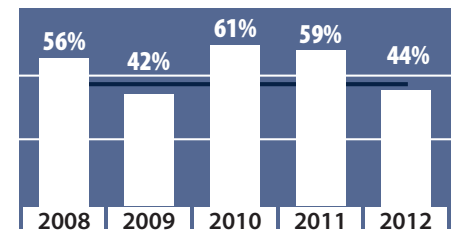
The year 2012 marks my first as Chief of Police in Star. It has been a pleasure serving this great community! We have four devoted officers patrolling day and night, 365 days a year, to protect and serve the community. We focused on traffic safety this year, increasing our DUI arrests more than six fold from 6 in 2011 to 37 in 2012. We also had no alcohol-related crashes within city limits in 2012! We want to do our part to make sure that Star stays one of the safest communities in the nation, and we encourage your input and participation. It is through that partnership we are able to realize our mission – making safer places for you to live, work and play.

CRIME AND CLEARANCE

No. of crimes per 1,000 residents
— 5-yr average




Percent of crimes solved
— Idaho in 2011 = 46%



CRIMES BY TYPE

CRIMES BY TYPE	2008	2009	2010	2011	2012
Total NIBRS Group A Crimes	147	139	119	128	204
Person	53	43	44	30	46
Property	83	92	64	70	123
Society	11	4	11	28	35
COMPASS Population Estimate	5,690	6,110	5,793	5,900	6,030





	2008	2009	2010	2011	2012
Citizen Calls for Service	1,126	1,178	1,214	1,157	1,298
Proactive Policing Contacts	3,784	5,546	6,370	6,509	8,377
Arrests	154	101	112	135	151
Traffic Crashes	22	11	21	14	18

STAR POLICE TEAM

Chief John Laraway

GOLD TEAM

Dagan Fluke
Ian Hale

RED TEAM

Justin Elliott
Shannon Miller



CITY OF STAR POLICE

10769 W State Street
Star, ID 83669
Dispatch: 377-6790

www.adasheriff.org/AboutUs/CityofStarPolice.aspx



RAPID RESPONSE

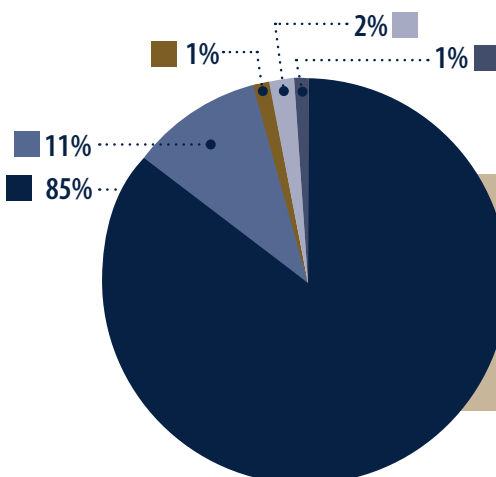


On average, Star deputies took 3 minutes and 53 seconds to respond to high-priority emergency calls.

NEW PATROL FLEET

It marked the end of an era when Ford announced they would no longer produce the Crown Victoria. After evaluating many vehicle options, we chose to transition our fleet to the Chevrolet Tahoe. It has an excellent safety rating, great mileage, low maintenance costs, long vehicle life and a spacious interior that can accommodate police equipment. It will take a few years to fully transition our fleet, but we like the Tahoe so far!

STAR POLICE BUDGET FY2012



Total Cost \$539,765
Shared Services Credit -\$45,533
Total Contract \$494,232

- Personnel
- Vehicles
- Operational
- Equipment
- Support Services

Star cost/resident = \$82
Treasure Valley average† = \$215

† Based on FY12 proposed budgets and COMPASS population estimates for Garden City, Boise, Meridian, Nampa and Caldwell