



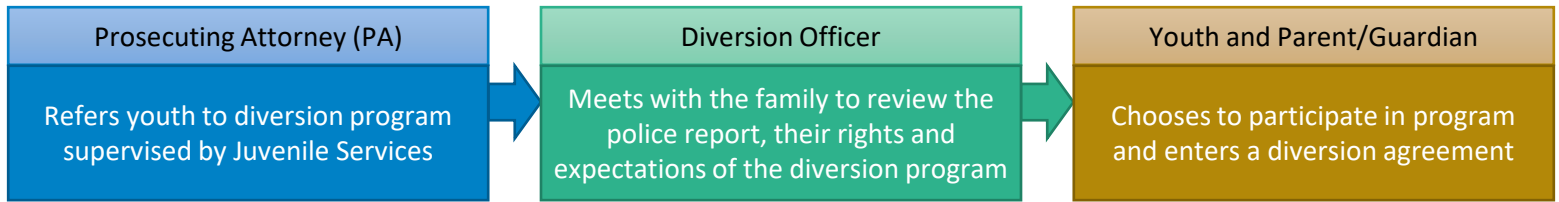
Juvenile Services Annual Report 2022

Diversion Program

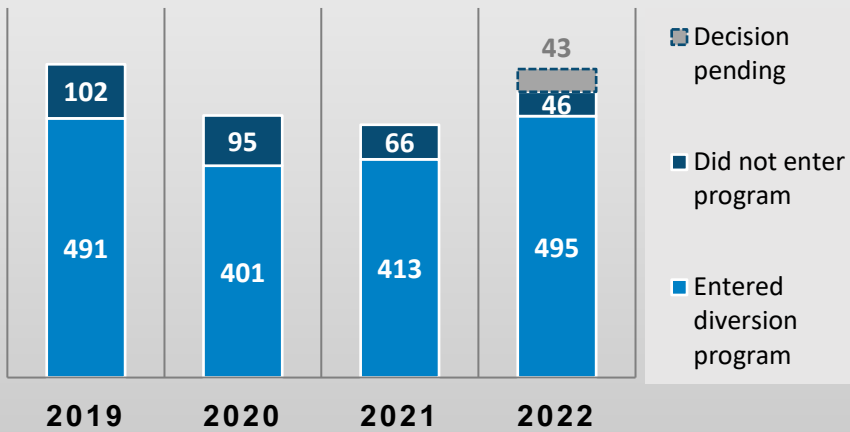
Inspiring hope for the future

Diversion is a voluntary program to which the Prosecuting Attorney may refer a youth for low to mid-level offenses as an alternative to formally processing the youth through juvenile court.

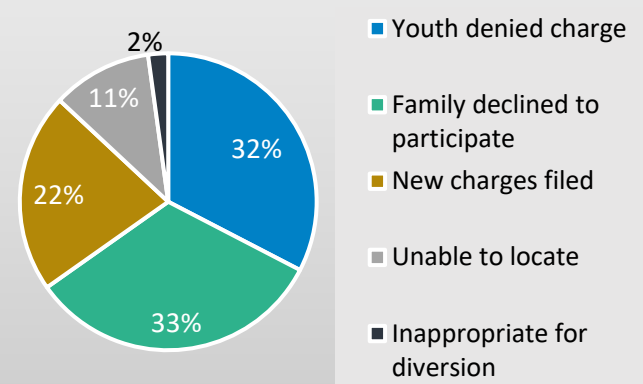
Program Participation



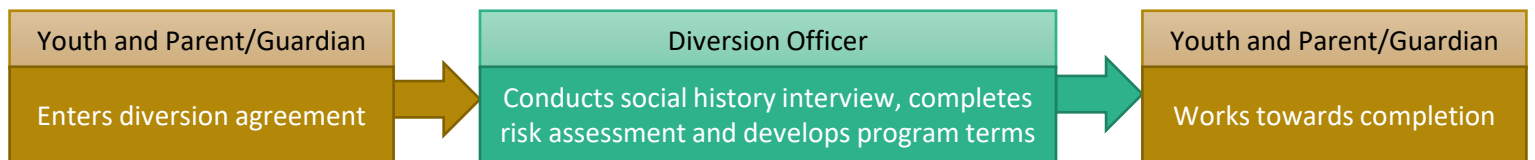
Referrals Made to the Diversion Program



Reason for Not Entering Program in 2022



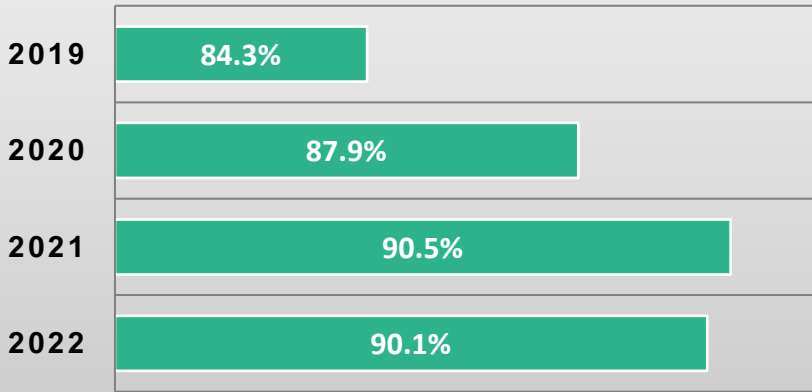
	2019	2020	2021	2022
Total diversion referrals	593	496	479	584
Program participation:				<i>(excludes decisions pending)</i>
% entered diversion program	82.8%	80.9%	86.2%	91.5%
Average time from referral to participation	27 days	27 days	34 days	27 days



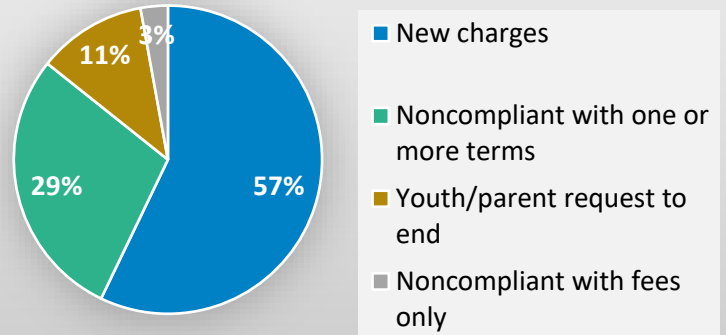
Terms are collaboratively developed with the youth and family and may include reparation, victim-offender mediation, letters of apology, competency development/skill building assignments, therapeutic programs, and/or additional assessments and classes.

Program Success

Success of Closed Cases



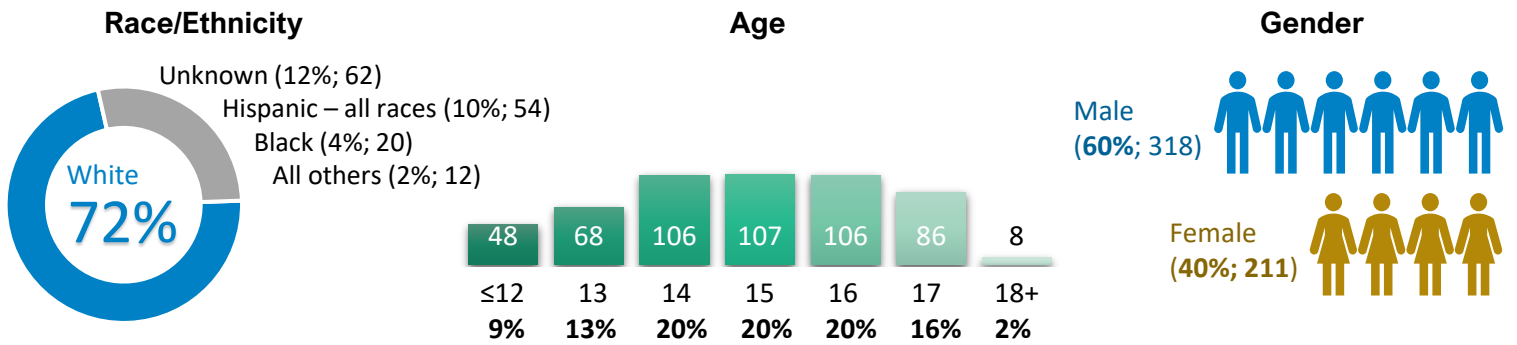
Reason for Unsuccessful Closure (2022)



	2019	2020	2021	2022
Number of diversion agreements*	477	413	371	529
# successful	402	363	332	318
# unsuccessful	75	50	35	35
# still open	0	0	4	176
Average time from agreement to closure	107 days	122 days	128 days	107 days

*Based on the date the diversion agreement was entered – numbers will not match referrals on page 1.

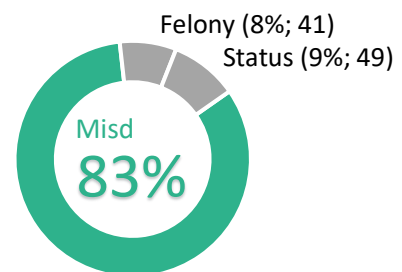
Youth Demographics 2022 (529 participating youth)



Referring Charge Category

Status	9.3%
Society/Other	9.1%
Drugs	34.1%
Property	31.4%
Persons	16.1%

Referring Charge Severity

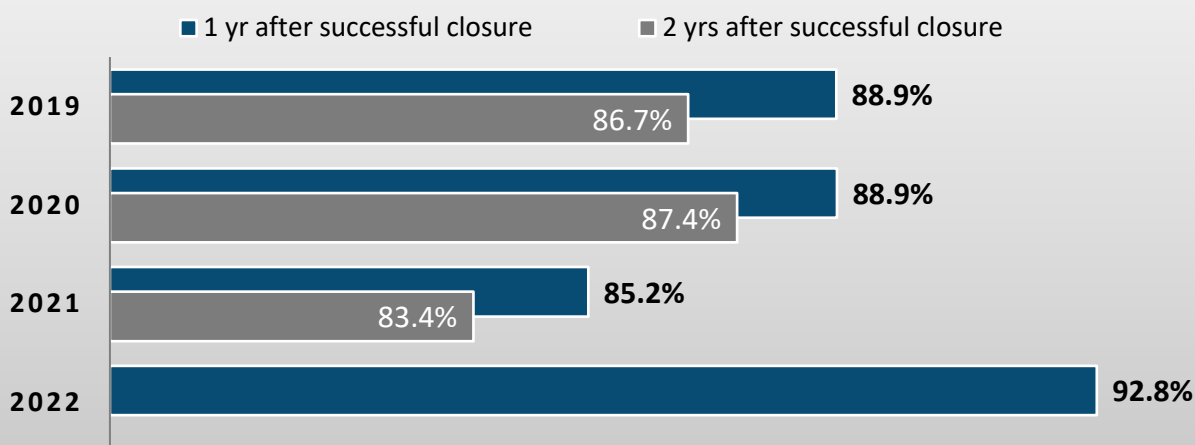


Recidivism

We use Idaho’s statewide definition of recidivism for youth who successfully complete Ada County’s diversion program, which defines recidivism as being adjudicated or convicted of a new felony or misdemeanor.

To evaluate additional involvement in the criminal justice system, we counted any new or pending adjudication or conviction after the date of successful diversion closure. Juvenile adjudications were identified by a new probation/IA term in IJOS and for youth older than 18, adult convictions by a new case in iCourts not including infractions or misdemeanor traffic offenses. Date of the associated offense (not the filing, adjudication or conviction date) was used to calculate time to re-offend.

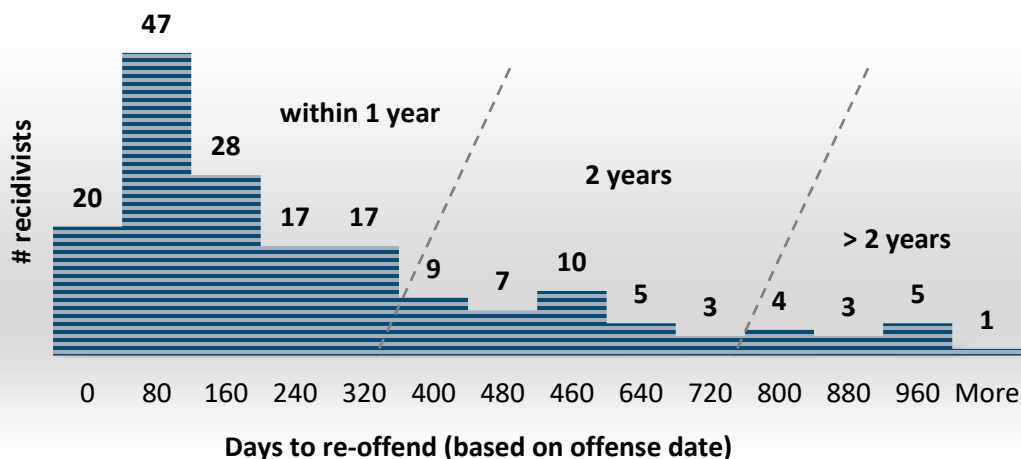
Youth with no further criminal justice system involvement after successful diversion closure



	2019	2020	2021	2022
# successful diversion program closures*	270	389	290	444
# recidivists in 1 yr	30†	33†	43†	32
# additional recidivists in 2 yrs	6†	16†	5	na
# additional after 2 yrs	6	5	na	na

Recidivism Rate	
Includes years with complete counts only	
106/949	11.2%
85/659	12.9%

Days to re-offend (176 recidivists)



Recidivating Offenses

Juvenile system (81% misdemeanor):		
By Category	#	%
Drug	55	37%
Property	43	29%
Persons	31	21%
All other	19	13%
Adult system (79% misdemeanor):		
By Category	#	%
Drug/DUI	19	68%
Property	7	25%
Persons	2	7%

† Counts complete. All others are in progress and will likely increase with time.

* Based on diversion end date so numbers will not match # of successful closures on page 2 which are based on start date. Eighteen youth went through diversion twice during this period. Only their second successful closure is included in recidivism counts.