



Unofficial Results

Run time: 2:02:10 PM

Run Date: 5/24/2024

ADA COUNTY, IDAHO
May Primary
05/21/2024

| |
|--|
| Unofficial Results |
| Registered Voters 66,752 of 302,283=22.1% |
| Precincts Reporting 197 of 197=100.0% |

CONSTITUTION PARTY NOMINEE FOR UNITED STATES REPRESENTATIVE DISTRICT 1

| | Absentee Voting | | Early Voting | | Election Day Voting | | Total Votes | |
|------------------|-----------------|--------|--------------|--------|---------------------|--------|-------------|--------|
| Brendan J. Gomez | 13 | 100.0% | 6 | 100.0% | 38 | 100.0% | 57 | 100.0% |
| Votes Cast: | 13 | | 6 | | 38 | | 57 | |

DEMOCRATIC PARTY NOMINEE FOR UNITED STATES REPRESENTATIVE DISTRICT 1

| | Absentee Voting | | Early Voting | | Election Day Voting | | Total Votes | |
|-----------------|-----------------|--------|--------------|--------|---------------------|--------|-------------|--------|
| Kaylee Peterson | 1,829 | 100.0% | 630 | 100.0% | 1,906 | 100.0% | 4,365 | 100.0% |
| Votes Cast: | 1,829 | | 630 | | 1,906 | | 4,365 | |

LIBERTARIAN PARTY NOMINEE FOR UNITED STATES REPRESENTATIVE DISTRICT 1

| | Absentee Voting | | Early Voting | | Election Day Voting | | Total Votes | |
|-------------|-----------------|--------|--------------|--------|---------------------|--------|-------------|--------|
| Matt Loesby | 25 | 100.0% | 16 | 100.0% | 107 | 100.0% | 148 | 100.0% |
| Votes Cast: | 25 | | 16 | | 107 | | 148 | |

REPUBLICAN PARTY NOMINEE FOR UNITED STATES REPRESENTATIVE DISTRICT 1

| | Absentee Voting | | Early Voting | | Election Day Voting | | Total Votes | |
|--------------|-----------------|--------|--------------|--------|---------------------|--------|-------------|--------|
| Russ Fulcher | 4,911 | 100.0% | 2,929 | 100.0% | 15,687 | 100.0% | 23,527 | 100.0% |
| Votes Cast: | 4,911 | | 2,929 | | 15,687 | | 23,527 | |



Unofficial Results

Run time: 2:02:10 PM

Run Date: 5/24/2024

ADA COUNTY, IDAHO

May Primary

05/21/2024

| |
|--|
| Unofficial Results |
| Registered Voters 66,752 of 302,283=22.1% |
| Precincts Reporting 197 of 197=100.0% |

CONSTITUTION PARTY NOMINEE FOR UNITED STATES REPRESENTATIVE DISTRICT 2

| | Absentee Voting | | Early Voting | | Election Day Voting | | Total Votes | |
|---|-----------------|-------|--------------|-------|---------------------|-------|-------------|-------|
| Pro-Life (A person formerly known as Marvin Richardson) | 3 | 16.7% | 4 | 80.0% | 17 | 56.7% | 24 | 45.3% |
| Idaho Law - Carta Sierra | 15 | 83.3% | 1 | 20.0% | 13 | 43.3% | 29 | 54.7% |
| Votes Cast: | 18 | | 5 | | 30 | | 53 | |

DEMOCRATIC PARTY NOMINEE FOR UNITED STATES REPRESENTATIVE DISTRICT 2

| | Absentee Voting | | Early Voting | | Election Day Voting | | Total Votes | |
|-------------|-----------------|--------|--------------|--------|---------------------|--------|-------------|--------|
| David Roth | 3,083 | 100.0% | 996 | 100.0% | 5,338 | 100.0% | 9,417 | 100.0% |
| Votes Cast: | 3,083 | | 996 | | 5,338 | | 9,417 | |

LIBERTARIAN PARTY NOMINEE FOR UNITED STATES REPRESENTATIVE DISTRICT 2

| | Absentee Voting | | Early Voting | | Election Day Voting | | Total Votes | |
|---------------|-----------------|--------|--------------|--------|---------------------|--------|-------------|--------|
| Todd Corsetti | 17 | 100.0% | 9 | 100.0% | 60 | 100.0% | 86 | 100.0% |
| Votes Cast: | 17 | | 9 | | 60 | | 86 | |

REPUBLICAN PARTY NOMINEE FOR UNITED STATES REPRESENTATIVE DISTRICT 2

| | Absentee Voting | | Early Voting | | Election Day Voting | | Total Votes | |
|-----------------|-----------------|-------|--------------|-------|---------------------|-------|-------------|-------|
| Scott Cleveland | 961 | 22.9% | 675 | 34.4% | 4,533 | 37.2% | 6,169 | 33.7% |
| Sean Higgins | 484 | 11.5% | 178 | 9.1% | 1,043 | 8.6% | 1,705 | 9.3% |
| Mike Simpson | 2,753 | 65.6% | 1,107 | 56.5% | 6,596 | 54.2% | 10,456 | 57.0% |
| Votes Cast: | 4,198 | | 1,960 | | 12,172 | | 18,330 | |



Unofficial Results

Run time: 2:02:10 PM

Run Date: 5/24/2024

ADA COUNTY, IDAHO

May Primary

05/21/2024

| |
|--|
| Unofficial Results |
| Registered Voters 66,752 of 302,283=22.1% |
| Precincts Reporting 197 of 197=100.0% |

DEMOCRATIC PARTY NOMINEE FOR STATE SENATOR DISTRICT 10

| | Absentee Voting | | Early Voting | | Election Day Voting | | Total Votes | |
|----------------|-----------------|--------|--------------|--------|---------------------|--------|-------------|--------|
| Letishia Silva | 111 | 100.0% | 34 | 100.0% | 118 | 100.0% | 263 | 100.0% |
| Votes Cast: | 111 | | 34 | | 118 | | 263 | |

REPUBLICAN PARTY NOMINEE FOR STATE SENATOR DISTRICT 10

| | Absentee Voting | | Early Voting | | Election Day Voting | | Total Votes | |
|---------------|-----------------|-------|--------------|-------|---------------------|-------|-------------|-------|
| Tammy Nichols | 390 | 51.8% | 276 | 74.8% | 1,735 | 74.5% | 2,401 | 69.6% |
| Lori Bishop | 363 | 48.2% | 93 | 25.2% | 595 | 25.5% | 1,051 | 30.4% |
| Votes Cast: | 753 | | 369 | | 2,330 | | 3,452 | |

DEMOCRATIC PARTY NOMINEE FOR STATE REPRESENTATIVE DISTRICT 10 SEAT A

| | Absentee Voting | | Early Voting | | Election Day Voting | | Total Votes | |
|--------------|-----------------|--------|--------------|--------|---------------------|--------|-------------|--------|
| Nancy Parker | 108 | 100.0% | 37 | 100.0% | 118 | 100.0% | 263 | 100.0% |
| Votes Cast: | 108 | | 37 | | 118 | | 263 | |

REPUBLICAN PARTY NOMINEE FOR STATE REPRESENTATIVE DISTRICT 10 SEAT A

| | Absentee Voting | | Early Voting | | Election Day Voting | | Total Votes | |
|---------------|-----------------|-------|--------------|-------|---------------------|-------|-------------|-------|
| Rachel Hazelp | 295 | 39.4% | 188 | 50.9% | 1,156 | 49.3% | 1,639 | 47.3% |
| Mike Moyle | 454 | 60.6% | 181 | 49.1% | 1,190 | 50.7% | 1,825 | 52.7% |
| Votes Cast: | 749 | | 369 | | 2,346 | | 3,464 | |



Unofficial Results

Run time: 2:02:10 PM

Run Date: 5/24/2024

ADA COUNTY, IDAHO
May Primary
05/21/2024

| |
|--|
| Unofficial Results |
| Registered Voters 66,752 of 302,283=22.1% |
| Precincts Reporting 197 of 197=100.0% |

DEMOCRATIC PARTY NOMINEE FOR STATE REPRESENTATIVE DISTRICT 10 SEAT B

| | Absentee Voting | | Early Voting | | Election Day Voting | | Total Votes | |
|----------------|-----------------|--------|--------------|--------|---------------------|--------|-------------|--------|
| Shana Tremaine | 107 | 100.0% | 34 | 100.0% | 117 | 100.0% | 258 | 100.0% |
| Votes Cast: | 107 | | 34 | | 117 | | 258 | |

REPUBLICAN PARTY NOMINEE FOR STATE REPRESENTATIVE DISTRICT 10 SEAT B

| | Absentee Voting | | Early Voting | | Election Day Voting | | Total Votes | |
|----------------|-----------------|--------|--------------|--------|---------------------|--------|-------------|--------|
| Bruce D. Skaug | 575 | 100.0% | 326 | 100.0% | 1,975 | 100.0% | 2,876 | 100.0% |
| Votes Cast: | 575 | | 326 | | 1,975 | | 2,876 | |

CONSTITUTION PARTY NOMINEE FOR STATE SENATOR DISTRICT 14

| | Absentee Voting | | Early Voting | | Election Day Voting | | Total Votes | |
|--------------------------|-----------------|------|--------------|--------|---------------------|------|-------------|--------|
| Kirsten Faith Richardson | 0 | 0.0% | 2 | 100.0% | 0 | 0.0% | 2 | 100.0% |
| Votes Cast: | 0 | | 2 | | 0 | | 2 | |

REPUBLICAN PARTY NOMINEE FOR STATE SENATOR DISTRICT 14

| | Absentee Voting | | Early Voting | | Election Day Voting | | Total Votes | |
|---------------|-----------------|--------|--------------|--------|---------------------|--------|-------------|--------|
| C. Scott Grow | 814 | 100.0% | 708 | 100.0% | 2,424 | 100.0% | 3,946 | 100.0% |
| Votes Cast: | 814 | | 708 | | 2,424 | | 3,946 | |

REPUBLICAN PARTY NOMINEE FOR STATE REPRESENTATIVE DISTRICT 14 SEAT A

| | Absentee Voting | | Early Voting | | Election Day Voting | | Total Votes | |
|-------------|-----------------|--------|--------------|--------|---------------------|--------|-------------|--------|
| Ted Hill | 826 | 100.0% | 711 | 100.0% | 2,445 | 100.0% | 3,982 | 100.0% |
| Votes Cast: | 826 | | 711 | | 2,445 | | 3,982 | |



Unofficial Results
Run time: 2:02:10 PM
Run Date: 5/24/2024

ADA COUNTY, IDAHO
May Primary
05/21/2024

| |
|--|
| Unofficial Results |
| Registered Voters 66,752 of 302,283=22.1% |
| Precincts Reporting 197 of 197=100.0% |

DEMOCRATIC PARTY NOMINEE FOR STATE REPRESENTATIVE DISTRICT 14 SEAT B

| | Absentee Voting | | Early Voting | | Election Day Voting | | Total Votes | |
|-------------|-----------------|--------|--------------|--------|---------------------|--------|-------------|--------|
| Jo Daly | 318 | 100.0% | 154 | 100.0% | 225 | 100.0% | 697 | 100.0% |
| Votes Cast: | 318 | | 154 | | 225 | | 697 | |

REPUBLICAN PARTY NOMINEE FOR STATE REPRESENTATIVE DISTRICT 14 SEAT B

| | Absentee Voting | | Early Voting | | Election Day Voting | | Total Votes | |
|-------------|-----------------|--------|--------------|--------|---------------------|--------|-------------|--------|
| Josh Tanner | 808 | 100.0% | 744 | 100.0% | 2,541 | 100.0% | 4,093 | 100.0% |
| Votes Cast: | 808 | | 744 | | 2,541 | | 4,093 | |

DEMOCRATIC PARTY NOMINEE FOR STATE SENATOR DISTRICT 15

| | Absentee Voting | | Early Voting | | Election Day Voting | | Total Votes | |
|-------------|-----------------|--------|--------------|--------|---------------------|--------|-------------|--------|
| Rick Just | 627 | 100.0% | 209 | 100.0% | 917 | 100.0% | 1,753 | 100.0% |
| Votes Cast: | 627 | | 209 | | 917 | | 1,753 | |

REPUBLICAN PARTY NOMINEE FOR STATE SENATOR DISTRICT 15

| | Absentee Voting | | Early Voting | | Election Day Voting | | Total Votes | |
|---------------|-----------------|--------|--------------|--------|---------------------|--------|-------------|--------|
| Codi Galloway | 669 | 100.0% | 347 | 100.0% | 2,274 | 100.0% | 3,290 | 100.0% |
| Votes Cast: | 669 | | 347 | | 2,274 | | 3,290 | |

DEMOCRATIC PARTY NOMINEE FOR STATE REPRESENTATIVE DISTRICT 15 SEAT A

| | Absentee Voting | | Early Voting | | Election Day Voting | | Total Votes | |
|-------------|-----------------|--------|--------------|--------|---------------------|--------|-------------|--------|
| Steve Berch | 638 | 100.0% | 213 | 100.0% | 953 | 100.0% | 1,804 | 100.0% |
| Votes Cast: | 638 | | 213 | | 953 | | 1,804 | |



Unofficial Results

Run time: 2:02:10 PM

Run Date: 5/24/2024

ADA COUNTY, IDAHO
May Primary
05/21/2024

| |
|--|
| Unofficial Results |
| Registered Voters 66,752 of 302,283=22.1% |
| Precincts Reporting 197 of 197=100.0% |

REPUBLICAN PARTY NOMINEE FOR STATE REPRESENTATIVE DISTRICT 15 SEAT A

| | Absentee Voting | | Early Voting | | Election Day Voting | | Total Votes | |
|----------------|-----------------|--------|--------------|--------|---------------------|--------|-------------|--------|
| Annette Tipton | 659 | 100.0% | 322 | 100.0% | 2,069 | 100.0% | 3,050 | 100.0% |
| Votes Cast: | 659 | | 322 | | 2,069 | | 3,050 | |

DEMOCRATIC PARTY NOMINEE FOR STATE REPRESENTATIVE DISTRICT 15 SEAT B

| | Absentee Voting | | Early Voting | | Election Day Voting | | Total Votes | |
|---------------|-----------------|-------|--------------|-------|---------------------|-------|-------------|-------|
| Shari Baber | 421 | 67.1% | 137 | 65.6% | 636 | 67.5% | 1,194 | 67.2% |
| Ivan Hurlburt | 206 | 32.9% | 72 | 34.4% | 306 | 32.5% | 584 | 32.8% |
| Votes Cast: | 627 | | 209 | | 942 | | 1,778 | |

REPUBLICAN PARTY NOMINEE FOR STATE REPRESENTATIVE DISTRICT 15 SEAT B

| | Absentee Voting | | Early Voting | | Election Day Voting | | Total Votes | |
|-------------|-----------------|--------|--------------|--------|---------------------|--------|-------------|--------|
| Dori Healey | 686 | 100.0% | 326 | 100.0% | 2,074 | 100.0% | 3,086 | 100.0% |
| Votes Cast: | 686 | | 326 | | 2,074 | | 3,086 | |

DEMOCRATIC PARTY NOMINEE FOR STATE SENATOR DISTRICT 16

| | Absentee Voting | | Early Voting | | Election Day Voting | | Total Votes | |
|-------------------------|-----------------|-------|--------------|-------|---------------------|-------|-------------|-------|
| Ali Rabe | 691 | 89.3% | 221 | 84.0% | 1,591 | 89.4% | 2,503 | 88.9% |
| Justin "Justice" Mitson | 83 | 10.7% | 42 | 16.0% | 188 | 10.6% | 313 | 11.1% |
| Votes Cast: | 774 | | 263 | | 1,779 | | 2,816 | |



Unofficial Results

Run time: 2:02:10 PM

Run Date: 5/24/2024

ADA COUNTY, IDAHO

May Primary

05/21/2024

| |
|--|
| Unofficial Results |
| Registered Voters 66,752 of 302,283=22.1% |
| Precincts Reporting 197 of 197=100.0% |

REPUBLICAN PARTY NOMINEE FOR STATE SENATOR DISTRICT 16

| | Absentee Voting | | Early Voting | | Election Day Voting | | Total Votes | |
|-------------|-----------------|--------|--------------|--------|---------------------|--------|-------------|--------|
| LeeJoe Lay | 426 | 100.0% | 244 | 100.0% | 1,475 | 100.0% | 2,145 | 100.0% |
| Votes Cast: | 426 | | 244 | | 1,475 | | 2,145 | |

DEMOCRATIC PARTY NOMINEE FOR STATE REPRESENTATIVE DISTRICT 16 SEAT A

| | Absentee Voting | | Early Voting | | Election Day Voting | | Total Votes | |
|---------------|-----------------|--------|--------------|--------|---------------------|--------|-------------|--------|
| Sonia Galaviz | 692 | 100.0% | 245 | 100.0% | 1,586 | 100.0% | 2,523 | 100.0% |
| Votes Cast: | 692 | | 245 | | 1,586 | | 2,523 | |

REPUBLICAN PARTY NOMINEE FOR STATE REPRESENTATIVE DISTRICT 16 SEAT A

| | Absentee Voting | | Early Voting | | Election Day Voting | | Total Votes | |
|--------------------------|-----------------|--------|--------------|--------|---------------------|--------|-------------|--------|
| Chandler Stewart Hadraba | 418 | 100.0% | 236 | 100.0% | 1,405 | 100.0% | 2,059 | 100.0% |
| Votes Cast: | 418 | | 236 | | 1,405 | | 2,059 | |

DEMOCRATIC PARTY NOMINEE FOR STATE REPRESENTATIVE DISTRICT 16 SEAT B

| | Absentee Voting | | Early Voting | | Election Day Voting | | Total Votes | |
|----------------|-----------------|-------|--------------|-------|---------------------|-------|-------------|-------|
| Nikson Mathews | 199 | 25.4% | 53 | 19.9% | 561 | 30.7% | 813 | 28.3% |
| Todd Achilles | 369 | 47.1% | 113 | 42.5% | 855 | 46.8% | 1,337 | 46.5% |
| Wayne Richey | 23 | 2.9% | 13 | 4.9% | 53 | 2.9% | 89 | 3.1% |
| Jon Chu | 192 | 24.5% | 87 | 32.7% | 357 | 19.6% | 636 | 22.1% |
| Votes Cast: | 783 | | 266 | | 1,826 | | 2,875 | |



Unofficial Results

Run time: 2:02:10 PM

Run Date: 5/24/2024

ADA COUNTY, IDAHO
May Primary
05/21/2024

| |
|--|
| Unofficial Results |
| Registered Voters 66,752 of 302,283=22.1% |
| Precincts Reporting 197 of 197=100.0% |

REPUBLICAN PARTY NOMINEE FOR STATE REPRESENTATIVE DISTRICT 16 SEAT B

| | Absentee Voting | | Early Voting | | Election Day Voting | | Total Votes | |
|-----------------|-----------------|--------|--------------|--------|---------------------|--------|-------------|--------|
| Jackie Davidson | 430 | 100.0% | 247 | 100.0% | 1,512 | 100.0% | 2,189 | 100.0% |
| Votes Cast: | 430 | | 247 | | 1,512 | | 2,189 | |

DEMOCRATIC PARTY NOMINEE FOR STATE SENATOR DISTRICT 17

| | Absentee Voting | | Early Voting | | Election Day Voting | | Total Votes | |
|-------------------|-----------------|--------|--------------|--------|---------------------|--------|-------------|--------|
| Carrie Semmelroth | 471 | 100.0% | 143 | 100.0% | 754 | 100.0% | 1,368 | 100.0% |
| Votes Cast: | 471 | | 143 | | 754 | | 1,368 | |

REPUBLICAN PARTY NOMINEE FOR STATE SENATOR DISTRICT 17

| | Absentee Voting | | Early Voting | | Election Day Voting | | Total Votes | |
|---------------------|-----------------|--------|--------------|--------|---------------------|--------|-------------|--------|
| Benjamin D. Chafetz | 429 | 100.0% | 212 | 100.0% | 1,544 | 100.0% | 2,185 | 100.0% |
| Votes Cast: | 429 | | 212 | | 1,544 | | 2,185 | |

DEMOCRATIC PARTY NOMINEE FOR STATE REPRESENTATIVE DISTRICT 17 SEAT A

| | Absentee Voting | | Early Voting | | Election Day Voting | | Total Votes | |
|---------------|-----------------|--------|--------------|--------|---------------------|--------|-------------|--------|
| John L Gannon | 480 | 100.0% | 149 | 100.0% | 769 | 100.0% | 1,398 | 100.0% |
| Votes Cast: | 480 | | 149 | | 769 | | 1,398 | |

DEMOCRATIC PARTY NOMINEE FOR STATE REPRESENTATIVE DISTRICT 17 SEAT B

| | Absentee Voting | | Early Voting | | Election Day Voting | | Total Votes | |
|--------------|-----------------|--------|--------------|--------|---------------------|--------|-------------|--------|
| Megan Egbert | 471 | 100.0% | 144 | 100.0% | 741 | 100.0% | 1,356 | 100.0% |
| Votes Cast: | 471 | | 144 | | 741 | | 1,356 | |



Unofficial Results

Run time: 2:02:10 PM

Run Date: 5/24/2024

ADA COUNTY, IDAHO

May Primary

05/21/2024

| |
|--|
| Unofficial Results |
| Registered Voters 66,752 of 302,283=22.1% |
| Precincts Reporting 197 of 197=100.0% |

REPUBLICAN PARTY NOMINEE FOR STATE REPRESENTATIVE DISTRICT 17 SEAT B

| | Absentee Voting | | Early Voting | | Election Day Voting | | Total Votes | |
|-------------|-----------------|--------|--------------|--------|---------------------|--------|-------------|--------|
| Jazz Alexis | 427 | 100.0% | 201 | 100.0% | 1,484 | 100.0% | 2,112 | 100.0% |
| Votes Cast: | 427 | | 201 | | 1,484 | | 2,112 | |

DEMOCRATIC PARTY NOMINEE FOR STATE SENATOR DISTRICT 18

| | Absentee Voting | | Early Voting | | Election Day Voting | | Total Votes | |
|----------------------|-----------------|--------|--------------|--------|---------------------|--------|-------------|--------|
| Janie Ward-Engelking | 590 | 100.0% | 164 | 100.0% | 808 | 100.0% | 1,562 | 100.0% |
| Votes Cast: | 590 | | 164 | | 808 | | 1,562 | |

REPUBLICAN PARTY NOMINEE FOR STATE SENATOR DISTRICT 18


| | Absentee Voting | | Early Voting | | Election Day Voting | | Total Votes | |
|-------------|-----------------|--------|--------------|--------|---------------------|--------|-------------|--------|
| Dan Bridges | 505 | 100.0% | 221 | 100.0% | 1,521 | 100.0% | 2,247 | 100.0% |
| Votes Cast: | 505 | | 221 | | 1,521 | | 2,247 | |

DEMOCRATIC PARTY NOMINEE FOR STATE REPRESENTATIVE DISTRICT 18 SEAT A

| | Absentee Voting | | Early Voting | | Election Day Voting | | Total Votes | |
|-------------|-----------------|--------|--------------|--------|---------------------|--------|-------------|--------|
| Ilana Rubel | 596 | 100.0% | 160 | 100.0% | 806 | 100.0% | 1,562 | 100.0% |
| Votes Cast: | 596 | | 160 | | 806 | | 1,562 | |

DEMOCRATIC PARTY NOMINEE FOR STATE REPRESENTATIVE DISTRICT 18 SEAT B

| | Absentee Voting | | Early Voting | | Election Day Voting | | Total Votes | |
|--------------|-----------------|--------|--------------|--------|---------------------|--------|-------------|--------|
| Brooke Green | 587 | 100.0% | 157 | 100.0% | 783 | 100.0% | 1,527 | 100.0% |
| Votes Cast: | 587 | | 157 | | 783 | | 1,527 | |



Unofficial Results
Run time: 2:02:10 PM
Run Date: 5/24/2024

ADA COUNTY, IDAHO

May Primary

05/21/2024

| |
|--|
| Unofficial Results |
| Registered Voters 66,752 of 302,283=22.1% |
| Precincts Reporting 197 of 197=100.0% |

DEMOCRATIC PARTY NOMINEE FOR STATE SENATOR DISTRICT 19

| | Absentee Voting | | Early Voting | | Election Day Voting | | Total Votes | |
|-----------------|-----------------|--------|--------------|--------|---------------------|--------|-------------|--------|
| Melissa Wintrow | 718 | 100.0% | 255 | 100.0% | 1,322 | 100.0% | 2,295 | 100.0% |
| Votes Cast: | 718 | | 255 | | 1,322 | | 2,295 | |

DEMOCRATIC PARTY NOMINEE FOR STATE REPRESENTATIVE DISTRICT 19 SEAT A

| | Absentee Voting | | Early Voting | | Election Day Voting | | Total Votes | |
|------------------|-----------------|--------|--------------|--------|---------------------|--------|-------------|--------|
| Monica C. Church | 711 | 100.0% | 247 | 100.0% | 1,278 | 100.0% | 2,236 | 100.0% |
| Votes Cast: | 711 | | 247 | | 1,278 | | 2,236 | |

REPUBLICAN PARTY NOMINEE FOR STATE REPRESENTATIVE DISTRICT 19 SEAT A

| | Absentee Voting | | Early Voting | | Election Day Voting | | Total Votes | |
|--------------|-----------------|--------|--------------|--------|---------------------|--------|-------------|--------|
| Jim Feederle | 565 | 100.0% | 326 | 100.0% | 1,929 | 100.0% | 2,820 | 100.0% |
| Votes Cast: | 565 | | 326 | | 1,929 | | 2,820 | |

DEMOCRATIC PARTY NOMINEE FOR STATE REPRESENTATIVE DISTRICT 19 SEAT B

| | Absentee Voting | | Early Voting | | Election Day Voting | | Total Votes | |
|---------------|-----------------|--------|--------------|--------|---------------------|--------|-------------|--------|
| Chris Mathias | 710 | 100.0% | 246 | 100.0% | 1,293 | 100.0% | 2,249 | 100.0% |
| Votes Cast: | 710 | | 246 | | 1,293 | | 2,249 | |

DEMOCRATIC PARTY NOMINEE FOR STATE SENATOR DISTRICT 20

| | Absentee Voting | | Early Voting | | Election Day Voting | | Total Votes | |
|--------------|-----------------|--------|--------------|--------|---------------------|--------|-------------|--------|
| Andy Arriaga | 402 | 100.0% | 128 | 100.0% | 426 | 100.0% | 956 | 100.0% |
| Votes Cast: | 402 | | 128 | | 426 | | 956 | |



Unofficial Results

Run time: 2:02:10 PM

Run Date: 5/24/2024

ADA COUNTY, IDAHO

May Primary

05/21/2024

| |
|--|
| Unofficial Results |
| Registered Voters 66,752 of 302,283=22.1% |
| Precincts Reporting 197 of 197=100.0% |

REPUBLICAN PARTY NOMINEE FOR STATE SENATOR DISTRICT 20

| | Absentee Voting | | Early Voting | | Election Day Voting | | Total Votes | |
|--------------|-----------------|-------|--------------|-------|---------------------|-------|-------------|-------|
| Josh Keyser | 754 | 50.6% | 366 | 54.3% | 2,088 | 52.6% | 3,208 | 52.3% |
| Chuck Winder | 736 | 49.4% | 308 | 45.7% | 1,882 | 47.4% | 2,926 | 47.7% |
| Votes Cast: | 1,490 | | 674 | | 3,970 | | 6,134 | |

DEMOCRATIC PARTY NOMINEE FOR STATE REPRESENTATIVE DISTRICT 20 SEAT A

| | Absentee Voting | | Early Voting | | Election Day Voting | | Total Votes | |
|----------------|-----------------|--------|--------------|--------|---------------------|--------|-------------|--------|
| Isaiah Navarro | 406 | 100.0% | 133 | 100.0% | 423 | 100.0% | 962 | 100.0% |
| Votes Cast: | 406 | | 133 | | 423 | | 962 | |

REPUBLICAN PARTY NOMINEE FOR STATE REPRESENTATIVE DISTRICT 20 SEAT A

| | Absentee Voting | | Early Voting | | Election Day Voting | | Total Votes | |
|--------------|-----------------|--------|--------------|--------|---------------------|--------|-------------|--------|
| Joe A Palmer | 1,132 | 100.0% | 555 | 100.0% | 3,188 | 100.0% | 4,875 | 100.0% |
| Votes Cast: | 1,132 | | 555 | | 3,188 | | 4,875 | |

REPUBLICAN PARTY NOMINEE FOR STATE REPRESENTATIVE DISTRICT 20 SEAT B

| | Absentee Voting | | Early Voting | | Election Day Voting | | Total Votes | |
|--------------------|-----------------|--------|--------------|--------|---------------------|--------|-------------|--------|
| James D. Holtzclaw | 1,134 | 100.0% | 541 | 100.0% | 3,154 | 100.0% | 4,829 | 100.0% |
| Votes Cast: | 1,134 | | 541 | | 3,154 | | 4,829 | |



Unofficial Results

Run time: 2:02:10 PM

Run Date: 5/24/2024

ADA COUNTY, IDAHO

May Primary

05/21/2024

| |
|--|
| Unofficial Results |
| Registered Voters 66,752 of 302,283=22.1% |
| Precincts Reporting 197 of 197=100.0% |

LIBERTARIAN PARTY NOMINEE FOR STATE SENATOR DISTRICT 21

| | Absentee Voting | | Early Voting | | Election Day Voting | | Total Votes | |
|-------------|-----------------|--------|--------------|--------|---------------------|--------|-------------|--------|
| Mike Long | 6 | 100.0% | 3 | 100.0% | 17 | 100.0% | 26 | 100.0% |
| Votes Cast: | 6 | | 3 | | 17 | | 26 | |

REPUBLICAN PARTY NOMINEE FOR STATE SENATOR DISTRICT 21

| | Absentee Voting | | Early Voting | | Election Day Voting | | Total Votes | |
|---------------|-----------------|-------|--------------|-------|---------------------|-------|-------------|-------|
| Brenda Bourn | 498 | 34.3% | 285 | 37.2% | 1,437 | 44.4% | 2,220 | 40.7% |
| Treg A. Bernt | 956 | 65.7% | 481 | 62.8% | 1,799 | 55.6% | 3,236 | 59.3% |
| Votes Cast: | 1,454 | | 766 | | 3,236 | | 5,456 | |

DEMOCRATIC PARTY NOMINEE FOR STATE REPRESENTATIVE DISTRICT 21 SEAT A

| | Absentee Voting | | Early Voting | | Election Day Voting | | Total Votes | |
|-------------|-----------------|--------|--------------|--------|---------------------|--------|-------------|--------|
| Casey Hess | 417 | 100.0% | 154 | 100.0% | 420 | 100.0% | 991 | 100.0% |
| Votes Cast: | 417 | | 154 | | 420 | | 991 | |

REPUBLICAN PARTY NOMINEE FOR STATE REPRESENTATIVE DISTRICT 21 SEAT A

| | Absentee Voting | | Early Voting | | Election Day Voting | | Total Votes | |
|-----------------|-----------------|-------|--------------|-------|---------------------|-------|-------------|-------|
| James Petzke | 905 | 63.7% | 431 | 57.4% | 1,633 | 50.8% | 2,969 | 55.1% |
| Adam Nelson | 252 | 17.7% | 176 | 23.4% | 842 | 26.2% | 1,270 | 23.6% |
| Monica McKinley | 263 | 18.5% | 144 | 19.2% | 741 | 23.0% | 1,148 | 21.3% |
| Votes Cast: | 1,420 | | 751 | | 3,216 | | 5,387 | |



Unofficial Results
Run time: 2:02:10 PM
Run Date: 5/24/2024

ADA COUNTY, IDAHO
May Primary
05/21/2024

| |
|--|
| Unofficial Results |
| Registered Voters 66,752 of 302,283=22.1% |
| Precincts Reporting 197 of 197=100.0% |

CONSTITUTION PARTY NOMINEE FOR STATE REPRESENTATIVE DISTRICT 21 SEAT B

| | Absentee Voting | | Early Voting | | Election Day Voting | | Total Votes | |
|------------------|-----------------|--------|--------------|--------|---------------------|--------|-------------|--------|
| Daniel S. Weston | 3 | 100.0% | 2 | 100.0% | 13 | 100.0% | 18 | 100.0% |
| Votes Cast: | 3 | | 2 | | 13 | | 18 | |

DEMOCRATIC PARTY NOMINEE FOR STATE REPRESENTATIVE DISTRICT 21 SEAT B

| | Absentee Voting | | Early Voting | | Election Day Voting | | Total Votes | |
|--------------------|-----------------|--------|--------------|--------|---------------------|--------|-------------|--------|
| Becky R. McKinstry | 422 | 100.0% | 155 | 100.0% | 422 | 100.0% | 999 | 100.0% |
| Votes Cast: | 422 | | 155 | | 422 | | 999 | |

REPUBLICAN PARTY NOMINEE FOR STATE REPRESENTATIVE DISTRICT 21 SEAT B

| | Absentee Voting | | Early Voting | | Election Day Voting | | Total Votes | |
|-------------|-----------------|--------|--------------|--------|---------------------|--------|-------------|--------|
| Jeff Ehlers | 1,135 | 100.0% | 620 | 100.0% | 2,612 | 100.0% | 4,367 | 100.0% |
| Votes Cast: | 1,135 | | 620 | | 2,612 | | 4,367 | |

DEMOCRATIC PARTY NOMINEE FOR STATE SENATOR DISTRICT 22

| | Absentee Voting | | Early Voting | | Election Day Voting | | Total Votes | |
|----------------|-----------------|--------|--------------|--------|---------------------|--------|-------------|--------|
| Dawn C. Pierce | 447 | 100.0% | 122 | 100.0% | 516 | 100.0% | 1,085 | 100.0% |
| Votes Cast: | 447 | | 122 | | 516 | | 1,085 | |

REPUBLICAN PARTY NOMINEE FOR STATE SENATOR DISTRICT 22

| | Absentee Voting | | Early Voting | | Election Day Voting | | Total Votes | |
|-----------------|-----------------|--------|--------------|--------|---------------------|--------|-------------|--------|
| Lori Den Hartog | 841 | 100.0% | 424 | 100.0% | 2,814 | 100.0% | 4,079 | 100.0% |
| Votes Cast: | 841 | | 424 | | 2,814 | | 4,079 | |



Unofficial Results

Run time: 2:02:10 PM

Run Date: 5/24/2024

ADA COUNTY, IDAHO

May Primary

05/21/2024

| |
|--|
| Unofficial Results |
| Registered Voters 66,752 of 302,283=22.1% |
| Precincts Reporting 197 of 197=100.0% |

DEMOCRATIC PARTY NOMINEE FOR STATE REPRESENTATIVE DISTRICT 22 SEAT A

| | Absentee Voting | | Early Voting | | Election Day Voting | | Total Votes | |
|-------------|-----------------|--------|--------------|--------|---------------------|--------|-------------|--------|
| Loren Petty | 441 | 100.0% | 115 | 100.0% | 511 | 100.0% | 1,067 | 100.0% |
| Votes Cast: | 441 | | 115 | | 511 | | 1,067 | |

REPUBLICAN PARTY NOMINEE FOR STATE REPRESENTATIVE DISTRICT 22 SEAT A

| | Absentee Voting | | Early Voting | | Election Day Voting | | Total Votes | |
|-------------------|-----------------|--------|--------------|--------|---------------------|--------|-------------|--------|
| John Vander Woude | 844 | 100.0% | 423 | 100.0% | 2,812 | 100.0% | 4,079 | 100.0% |
| Votes Cast: | 844 | | 423 | | 2,812 | | 4,079 | |

DEMOCRATIC PARTY NOMINEE FOR STATE REPRESENTATIVE DISTRICT 22 SEAT B

| | Absentee Voting | | Early Voting | | Election Day Voting | | Total Votes | |
|----------------|-----------------|--------|--------------|--------|---------------------|--------|-------------|--------|
| Glida Bothwell | 442 | 100.0% | 118 | 100.0% | 493 | 100.0% | 1,053 | 100.0% |
| Votes Cast: | 442 | | 118 | | 493 | | 1,053 | |

REPUBLICAN PARTY NOMINEE FOR STATE REPRESENTATIVE DISTRICT 22 SEAT B

| | Absentee Voting | | Early Voting | | Election Day Voting | | Total Votes | |
|----------------------|-----------------|-------|--------------|-------|---------------------|-------|-------------|-------|
| Marisa Stevens Keith | 518 | 45.9% | 153 | 30.1% | 965 | 28.9% | 1,636 | 32.9% |
| Jason A. Monks | 610 | 54.1% | 356 | 69.9% | 2,375 | 71.1% | 3,341 | 67.1% |
| Votes Cast: | 1,128 | | 509 | | 3,340 | | 4,977 | |



Unofficial Results

Run time: 2:02:10 PM

Run Date: 5/24/2024

ADA COUNTY, IDAHO
May Primary
05/21/2024

| |
|--|
| Unofficial Results |
| Registered Voters 66,752 of 302,283=22.1% |
| Precincts Reporting 197 of 197=100.0% |

CONSTITUTION PARTY NOMINEE FOR STATE SENATOR DISTRICT 23

| | Absentee Voting | | Early Voting | | Election Day Voting | | Total Votes | |
|-------------|-----------------|--------|--------------|------|---------------------|--------|-------------|--------|
| Paul Smith | 2 | 100.0% | 0 | 0.0% | 8 | 100.0% | 10 | 100.0% |
| Votes Cast: | 2 | | 0 | | 8 | | 10 | |

DEMOCRATIC PARTY NOMINEE FOR STATE SENATOR DISTRICT 23

| | Absentee Voting | | Early Voting | | Election Day Voting | | Total Votes | |
|-------------|-----------------|--------|--------------|--------|---------------------|--------|-------------|--------|
| Paul Morgan | 113 | 100.0% | 28 | 100.0% | 165 | 100.0% | 306 | 100.0% |
| Votes Cast: | 113 | | 28 | | 165 | | 306 | |

REPUBLICAN PARTY NOMINEE FOR STATE SENATOR DISTRICT 23

| | Absentee Voting | | Early Voting | | Election Day Voting | | Total Votes | |
|-------------|-----------------|--------|--------------|--------|---------------------|--------|-------------|--------|
| Todd Lakey | 404 | 100.0% | 220 | 100.0% | 1,747 | 100.0% | 2,371 | 100.0% |
| Votes Cast: | 404 | | 220 | | 1,747 | | 2,371 | |

DEMOCRATIC PARTY NOMINEE FOR STATE REPRESENTATIVE DISTRICT 23 SEAT A

| | Absentee Voting | | Early Voting | | Election Day Voting | | Total Votes | |
|----------------|-----------------|--------|--------------|--------|---------------------|--------|-------------|--------|
| Don Harrington | 113 | 100.0% | 28 | 100.0% | 165 | 100.0% | 306 | 100.0% |
| Votes Cast: | 113 | | 28 | | 165 | | 306 | |



Unofficial Results

Run time: 2:02:10 PM

Run Date: 5/24/2024

ADA COUNTY, IDAHO

May Primary

05/21/2024

| |
|--|
| Unofficial Results |
| Registered Voters 66,752 of 302,283=22.1% |
| Precincts Reporting 197 of 197=100.0% |

REPUBLICAN PARTY NOMINEE FOR STATE REPRESENTATIVE DISTRICT 23 SEAT A

| | Absentee Voting | | Early Voting | | Election Day Voting | | Total Votes | |
|-----------------|-----------------|-------|--------------|-------|---------------------|-------|-------------|-------|
| Chris Bruce | 212 | 44.7% | 156 | 58.4% | 1,060 | 51.3% | 1,428 | 50.8% |
| Melissa Durrant | 262 | 55.3% | 111 | 41.6% | 1,008 | 48.7% | 1,381 | 49.2% |
| Votes Cast: | 474 | | 267 | | 2,068 | | 2,809 | |

DEMOCRATIC PARTY NOMINEE FOR STATE REPRESENTATIVE DISTRICT 23 SEAT B

| | Absentee Voting | | Early Voting | | Election Day Voting | | Total Votes | |
|------------------------------|-----------------|--------|--------------|--------|---------------------|--------|-------------|--------|
| Julissa Melendez Castellanos | 115 | 100.0% | 28 | 100.0% | 171 | 100.0% | 314 | 100.0% |
| Votes Cast: | 115 | | 28 | | 171 | | 314 | |

REPUBLICAN PARTY NOMINEE FOR STATE REPRESENTATIVE DISTRICT 23 SEAT B

| | Absentee Voting | | Early Voting | | Election Day Voting | | Total Votes | |
|----------------|-----------------|-------|--------------|-------|---------------------|-------|-------------|-------|
| Shawn R Dygert | 255 | 54.3% | 121 | 45.7% | 1,069 | 52.9% | 1,445 | 52.4% |
| Tina Lambert | 215 | 45.7% | 144 | 54.3% | 952 | 47.1% | 1,311 | 47.6% |
| Votes Cast: | 470 | | 265 | | 2,021 | | 2,756 | |

DEMOCRATIC PARTY NOMINEE FOR COUNTY COMMISSIONER DISTRICT 1

| | Absentee Voting | | Early Voting | | Election Day Voting | | Total Votes | |
|--------------------|-----------------|-------|--------------|-------|---------------------|-------|-------------|-------|
| Preston K. Fischer | 1,014 | 20.7% | 547 | 34.4% | 2,228 | 32.0% | 3,789 | 28.2% |
| Jonathan Lashley | 3,884 | 79.3% | 1,042 | 65.6% | 4,734 | 68.0% | 9,660 | 71.8% |
| Votes Cast: | 4,898 | | 1,589 | | 6,962 | | 13,449 | |



Unofficial Results

Run time: 2:02:10 PM

Run Date: 5/24/2024

ADA COUNTY, IDAHO

May Primary

05/21/2024

| |
|--|
| Unofficial Results |
| Registered Voters 66,752 of 302,283=22.1% |
| Precincts Reporting 197 of 197=100.0% |

REPUBLICAN PARTY NOMINEE FOR COUNTY COMMISSIONER DISTRICT 1

| | Absentee Voting | | Early Voting | | Election Day Voting | | Total Votes | |
|---------------|-----------------|-------|--------------|-------|---------------------|-------|-------------|-------|
| Ryan Davidson | 5,359 | 53.2% | 2,975 | 60.0% | 16,769 | 60.6% | 25,103 | 58.8% |
| Clyde Dornier | 4,708 | 46.8% | 1,987 | 40.0% | 10,917 | 39.4% | 17,612 | 41.2% |
| Votes Cast: | 10,067 | | 4,962 | | 27,686 | | 42,715 | |

DEMOCRATIC PARTY NOMINEE FOR COUNTY COMMISSIONER DISTRICT 3

| | Absentee Voting | | Early Voting | | Election Day Voting | | Total Votes | |
|-----------------|-----------------|--------|--------------|--------|---------------------|--------|-------------|--------|
| Devin Gutierrez | 4,749 | 100.0% | 1,576 | 100.0% | 6,862 | 100.0% | 13,187 | 100.0% |
| Votes Cast: | 4,749 | | 1,576 | | 6,862 | | 13,187 | |

REPUBLICAN PARTY NOMINEE FOR COUNTY COMMISSIONER DISTRICT 3

| | Absentee Voting | | Early Voting | | Election Day Voting | | Total Votes | |
|-------------------|-----------------|-------|--------------|-------|---------------------|-------|-------------|-------|
| Branden Durst | 1,844 | 17.8% | 1,301 | 25.4% | 8,493 | 30.0% | 11,638 | 26.6% |
| Tom Dayley | 4,195 | 40.5% | 2,011 | 39.2% | 10,346 | 36.5% | 16,552 | 37.8% |
| Sharon M. Ullman | 2,137 | 20.6% | 1,094 | 21.3% | 5,602 | 19.8% | 8,833 | 20.2% |
| Heather L. Luther | 2,178 | 21.0% | 723 | 14.1% | 3,877 | 13.7% | 6,778 | 15.5% |
| Votes Cast: | 10,354 | | 5,129 | | 28,318 | | 43,801 | |

CONSTITUTION PARTY NOMINEE FOR COUNTY SHERIFF

| | Absentee Voting | | Early Voting | | Election Day Voting | | Total Votes | |
|--------------|-----------------|--------|--------------|--------|---------------------|--------|-------------|--------|
| Doug Traubel | 30 | 100.0% | 11 | 100.0% | 82 | 100.0% | 123 | 100.0% |
| Votes Cast: | 30 | | 11 | | 82 | | 123 | |



Unofficial Results

Run time: 2:02:10 PM

Run Date: 5/24/2024

ADA COUNTY, IDAHO

May Primary

05/21/2024

| |
|--|
| Unofficial Results |
| Registered Voters 66,752 of 302,283=22.1% |
| Precincts Reporting 197 of 197=100.0% |

DEMOCRATIC PARTY NOMINEE FOR COUNTY SHERIFF

| | Absentee Voting | | Early Voting | | Election Day Voting | | Total Votes | |
|---------------|-----------------|--------|--------------|--------|---------------------|--------|-------------|--------|
| Victor McCraw | 4,747 | 100.0% | 1,550 | 100.0% | 6,814 | 100.0% | 13,111 | 100.0% |
| Votes Cast: | 4,747 | | 1,550 | | 6,814 | | 13,111 | |

REPUBLICAN PARTY NOMINEE FOR COUNTY SHERIFF

| | Absentee Voting | | Early Voting | | Election Day Voting | | Total Votes | |
|------------------|-----------------|--------|--------------|--------|---------------------|--------|-------------|--------|
| Matthew Clifford | 8,293 | 100.0% | 4,389 | 100.0% | 24,032 | 100.0% | 36,714 | 100.0% |
| Votes Cast: | 8,293 | | 4,389 | | 24,032 | | 36,714 | |

DEMOCRATIC PARTY NOMINEE FOR COUNTY PROSECUTING ATTORNEY

| | Absentee Voting | | Early Voting | | Election Day Voting | | Total Votes | |
|-------------------|-----------------|--------|--------------|--------|---------------------|--------|-------------|--------|
| Johnathan Baldauf | 4,736 | 100.0% | 1,561 | 100.0% | 6,814 | 100.0% | 13,111 | 100.0% |
| Votes Cast: | 4,736 | | 1,561 | | 6,814 | | 13,111 | |

REPUBLICAN PARTY NOMINEE FOR COUNTY PROSECUTING ATTORNEY

| | Absentee Voting | | Early Voting | | Election Day Voting | | Total Votes | |
|--------------|-----------------|--------|--------------|--------|---------------------|--------|-------------|--------|
| Jan Bennetts | 7,934 | 100.0% | 4,193 | 100.0% | 22,841 | 100.0% | 34,968 | 100.0% |
| Votes Cast: | 7,934 | | 4,193 | | 22,841 | | 34,968 | |

NONPARTISAN RACE: TO SUCCEED JUSTICE G. RICHARD BEVAN

| | Absentee Voting | | Early Voting | | Election Day Voting | | Total Votes | |
|------------------|-----------------|--------|--------------|--------|---------------------|--------|-------------|--------|
| G. Richard Bevan | 12,802 | 100.0% | 5,782 | 100.0% | 30,410 | 100.0% | 48,994 | 100.0% |
| Votes Cast: | 12,802 | | 5,782 | | 30,410 | | 48,994 | |



Unofficial Results

Run time: 2:02:10 PM

Run Date: 5/24/2024

ADA COUNTY, IDAHO

May Primary

05/21/2024

| |
|--|
| Unofficial Results |
| Registered Voters 66,752 of 302,283=22.1% |
| Precincts Reporting 197 of 197=100.0% |

NONPARTISAN RACE: TO SUCCEED JUDGE DAVID W. GRATTON

| | Absentee Voting | | Early Voting | | Election Day Voting | | Total Votes | |
|------------------|-----------------|--------|--------------|--------|---------------------|--------|-------------|--------|
| David W. Gratton | 12,634 | 100.0% | 5,719 | 100.0% | 30,015 | 100.0% | 48,368 | 100.0% |
| Votes Cast: | 12,634 | | 5,719 | | 30,015 | | 48,368 | |

NONPARTISAN RACE: TO SUCCEED JUDGE JESSICA MARIE LORELLO

| | Absentee Voting | | Early Voting | | Election Day Voting | | Total Votes | |
|-----------------------|-----------------|--------|--------------|--------|---------------------|--------|-------------|--------|
| Jessica Marie Lorello | 12,671 | 100.0% | 5,710 | 100.0% | 29,994 | 100.0% | 48,375 | 100.0% |
| Votes Cast: | 12,671 | | 5,710 | | 29,994 | | 48,375 | |

NONPARTISAN RACE: JOINT SCHOOL DISTRICT NO. 2 (WEST ADA) SUPPLEMENTAL LEVY

| | Absentee Voting | | Early Voting | | Election Day Voting | | Total Votes | |
|-------------|-----------------|-------|--------------|-------|---------------------|-------|-------------|-------|
| AGAINST | 3,167 | 33.3% | 2,179 | 45.7% | 10,505 | 43.4% | 15,851 | 41.2% |
| IN FAVOR | 6,342 | 66.7% | 2,589 | 54.3% | 13,705 | 56.6% | 22,636 | 58.8% |
| Votes Cast: | 9,509 | | 4,768 | | 24,210 | | 38,487 | |

NONPARTISAN RACE: JOINT SCHOOL DISTRICT NO. 3 (KUNA) SUPPLEMENTAL LEVY

| | Absentee Voting | | Early Voting | | Election Day Voting | | Total Votes | |
|-------------|-----------------|-------|--------------|-------|---------------------|-------|-------------|-------|
| AGAINST | 463 | 53.5% | 246 | 60.7% | 1,653 | 55.0% | 2,362 | 55.3% |
| IN FAVOR | 403 | 46.5% | 159 | 39.3% | 1,351 | 45.0% | 1,913 | 44.7% |
| Votes Cast: | 866 | | 405 | | 3,004 | | 4,275 | |



Unofficial Results

Run time: 2:02:10 PM

Run Date: 5/24/2024

ADA COUNTY, IDAHO
 May Primary
 05/21/2024

| |
|--|
| Unofficial Results |
| Registered Voters 66,752 of 302,283=22.1% |
| Precincts Reporting 197 of 197=100.0% |

NONPARTISAN RACE: STAR FIRE PROTECTION DISTRICT PERMANENT TAX LEVY OVERRIDE

| | Absentee Voting | | Early Voting | | Election Day Voting | | Total Votes | |
|-------------|-----------------|-------|--------------|-------|---------------------|-------|-------------|-------|
| IN FAVOR | 445 | 46.1% | 176 | 38.7% | 1,178 | 42.3% | 1,799 | 42.8% |
| AGAINST | 521 | 53.9% | 279 | 61.3% | 1,609 | 57.7% | 2,409 | 57.2% |
| Votes Cast: | 966 | | 455 | | 2,787 | | 4,208 | |

DEMOCRATIC PARTY NOMINEE FOR 1001 PRECINCT COMMITTEEMAN

| | Absentee Voting | | Early Voting | | Election Day Voting | | Total Votes | |
|--------------------|-----------------|--------|--------------|--------|---------------------|--------|-------------|--------|
| Elizabeth Ann Kuck | 20 | 100.0% | 2 | 100.0% | 20 | 100.0% | 42 | 100.0% |
| Votes Cast: | 20 | | 2 | | 20 | | 42 | |

REPUBLICAN PARTY NOMINEE FOR 1001 PRECINCT COMMITTEEMAN

| | Absentee Voting | | Early Voting | | Election Day Voting | | Total Votes | |
|---------------|-----------------|-------|--------------|-------|---------------------|-------|-------------|-------|
| Kim Wickstrum | 97 | 66.4% | 24 | 33.8% | 168 | 35.2% | 289 | 41.6% |
| Wendy Everett | 49 | 33.6% | 47 | 66.2% | 309 | 64.8% | 405 | 58.4% |
| Votes Cast: | 146 | | 71 | | 477 | | 694 | |

REPUBLICAN PARTY NOMINEE FOR 1002 PRECINCT COMMITTEEMAN

| | Absentee Voting | | Early Voting | | Election Day Voting | | Total Votes | |
|---------------|-----------------|--------|--------------|--------|---------------------|--------|-------------|--------|
| Clark Hyvonen | 135 | 100.0% | 74 | 100.0% | 414 | 100.0% | 623 | 100.0% |
| Votes Cast: | 135 | | 74 | | 414 | | 623 | |



Unofficial Results

Run time: 2:02:10 PM

Run Date: 5/24/2024

ADA COUNTY, IDAHO

May Primary

05/21/2024

| |
|--|
| Unofficial Results |
| Registered Voters 66,752 of 302,283=22.1% |
| Precincts Reporting 197 of 197=100.0% |

REPUBLICAN PARTY NOMINEE FOR 1003 PRECINCT COMMITTEEMAN

| | Absentee Voting | | Early Voting | | Election Day Voting | | Total Votes | |
|-------------|-----------------|--------|--------------|--------|---------------------|--------|-------------|--------|
| Skip Banach | 93 | 100.0% | 51 | 100.0% | 292 | 100.0% | 436 | 100.0% |
| Votes Cast: | 93 | | 51 | | 292 | | 436 | |

DEMOCRATIC PARTY NOMINEE FOR 1004 PRECINCT COMMITTEEMAN

| | Absentee Voting | | Early Voting | | Election Day Voting | | Total Votes | |
|-------------|-----------------|--------|--------------|--------|---------------------|--------|-------------|--------|
| Ken Ough | 9 | 100.0% | 5 | 100.0% | 12 | 100.0% | 26 | 100.0% |
| Votes Cast: | 9 | | 5 | | 12 | | 26 | |

REPUBLICAN PARTY NOMINEE FOR 1004 PRECINCT COMMITTEEMAN

| | Absentee Voting | | Early Voting | | Election Day Voting | | Total Votes | |
|-------------|-----------------|-------|--------------|-------|---------------------|-------|-------------|-------|
| Art Soukup | 17 | 27.4% | 8 | 34.8% | 106 | 36.9% | 131 | 35.2% |
| Mike Olsen | 45 | 72.6% | 15 | 65.2% | 181 | 63.1% | 241 | 64.8% |
| Votes Cast: | 62 | | 23 | | 287 | | 372 | |

REPUBLICAN PARTY NOMINEE FOR 1005 PRECINCT COMMITTEEMAN

| | Absentee Voting | | Early Voting | | Election Day Voting | | Total Votes | |
|------------------------|-----------------|-------|--------------|-------|---------------------|-------|-------------|-------|
| Trevor A. Chadwick | 102 | 79.1% | 42 | 72.4% | 271 | 77.9% | 415 | 77.6% |
| Robert Conrad Trommler | 27 | 20.9% | 16 | 27.6% | 77 | 22.1% | 120 | 22.4% |
| Votes Cast: | 129 | | 58 | | 348 | | 535 | |



Unofficial Results

Run time: 2:02:10 PM

Run Date: 5/24/2024

ADA COUNTY, IDAHO

May Primary

05/21/2024

| |
|--|
| Unofficial Results |
| Registered Voters 66,752 of 302,283=22.1% |
| Precincts Reporting 197 of 197=100.0% |

REPUBLICAN PARTY NOMINEE FOR 1006 PRECINCT COMMITTEEMAN

| | Absentee Voting | | Early Voting | | Election Day Voting | | Total Votes | |
|--------------|-----------------|--------|--------------|--------|---------------------|--------|-------------|--------|
| Ken Appleton | 58 | 100.0% | 34 | 100.0% | 154 | 100.0% | 246 | 100.0% |
| Votes Cast: | 58 | | 34 | | 154 | | 246 | |

REPUBLICAN PARTY NOMINEE FOR 1401 PRECINCT COMMITTEEMAN

| | Absentee Voting | | Early Voting | | Election Day Voting | | Total Votes | |
|---------------|-----------------|--------|--------------|--------|---------------------|--------|-------------|--------|
| Bruce Gestrin | 33 | 100.0% | 27 | 100.0% | 113 | 100.0% | 173 | 100.0% |
| Votes Cast: | 33 | | 27 | | 113 | | 173 | |

REPUBLICAN PARTY NOMINEE FOR 1402 PRECINCT COMMITTEEMAN

| | Absentee Voting | | Early Voting | | Election Day Voting | | Total Votes | |
|----------------|-----------------|-------|--------------|-------|---------------------|-------|-------------|-------|
| Miguel DeLuna | 64 | 60.4% | 44 | 62.0% | 253 | 72.5% | 361 | 68.6% |
| Grant Brittain | 42 | 39.6% | 27 | 38.0% | 96 | 27.5% | 165 | 31.4% |
| Votes Cast: | 106 | | 71 | | 349 | | 526 | |

REPUBLICAN PARTY NOMINEE FOR 1403 PRECINCT COMMITTEEMAN

| | Absentee Voting | | Early Voting | | Election Day Voting | | Total Votes | |
|--------------------|-----------------|-------|--------------|-------|---------------------|-------|-------------|-------|
| Christopher Hadden | 30 | 41.7% | 13 | 20.3% | 69 | 21.9% | 112 | 24.8% |
| Colette Costello | 42 | 58.3% | 51 | 79.7% | 246 | 78.1% | 339 | 75.2% |
| Votes Cast: | 72 | | 64 | | 315 | | 451 | |



Unofficial Results

Run time: 2:02:10 PM

Run Date: 5/24/2024

ADA COUNTY, IDAHO
May Primary
05/21/2024

| |
|--|
| Unofficial Results |
| Registered Voters 66,752 of 302,283=22.1% |
| Precincts Reporting 197 of 197=100.0% |

DEMOCRATIC PARTY NOMINEE FOR 1404 PRECINCT COMMITTEEMAN

| | Absentee Voting | | Early Voting | | Election Day Voting | | Total Votes | |
|----------------|-----------------|--------|--------------|--------|---------------------|--------|-------------|--------|
| Valerie Ruxton | 18 | 100.0% | 8 | 100.0% | 11 | 100.0% | 37 | 100.0% |
| Votes Cast: | 18 | | 8 | | 11 | | 37 | |

REPUBLICAN PARTY NOMINEE FOR 1404 PRECINCT COMMITTEEMAN

| | Absentee Voting | | Early Voting | | Election Day Voting | | Total Votes | |
|---------------|-----------------|-------|--------------|-------|---------------------|-------|-------------|-------|
| Dan McKnight | 32 | 47.1% | 41 | 61.2% | 105 | 47.9% | 178 | 50.3% |
| Nancy Merrill | 36 | 52.9% | 26 | 38.8% | 114 | 52.1% | 176 | 49.7% |
| Votes Cast: | 68 | | 67 | | 219 | | 354 | |

DEMOCRATIC PARTY NOMINEE FOR 1405 PRECINCT COMMITTEEMAN

| | Absentee Voting | | Early Voting | | Election Day Voting | | Total Votes | |
|---------------|-----------------|--------|--------------|--------|---------------------|--------|-------------|--------|
| Colin Elliott | 13 | 100.0% | 3 | 100.0% | 6 | 100.0% | 22 | 100.0% |
| Votes Cast: | 13 | | 3 | | 6 | | 22 | |

REPUBLICAN PARTY NOMINEE FOR 1405 PRECINCT COMMITTEEMAN

| | Absentee Voting | | Early Voting | | Election Day Voting | | Total Votes | |
|-------------|-----------------|--------|--------------|--------|---------------------|--------|-------------|--------|
| Sue Hoffer | 47 | 100.0% | 40 | 100.0% | 146 | 100.0% | 233 | 100.0% |
| Votes Cast: | 47 | | 40 | | 146 | | 233 | |



Unofficial Results

Run time: 2:02:10 PM

Run Date: 5/24/2024

ADA COUNTY, IDAHO

May Primary

05/21/2024

| |
|--|
| Unofficial Results |
| Registered Voters 66,752 of 302,283=22.1% |
| Precincts Reporting 197 of 197=100.0% |

DEMOCRATIC PARTY NOMINEE FOR 1406 PRECINCT COMMITTEEMAN

| | Absentee Voting | | Early Voting | | Election Day Voting | | Total Votes | |
|----------------|-----------------|--------|--------------|--------|---------------------|--------|-------------|--------|
| Janet Buschert | 21 | 100.0% | 16 | 100.0% | 13 | 100.0% | 50 | 100.0% |
| Votes Cast: | 21 | | 16 | | 13 | | 50 | |

REPUBLICAN PARTY NOMINEE FOR 1406 PRECINCT COMMITTEEMAN

| | Absentee Voting | | Early Voting | | Election Day Voting | | Total Votes | |
|---------------|-----------------|--------|--------------|--------|---------------------|--------|-------------|--------|
| Michael Pojar | 41 | 100.0% | 48 | 100.0% | 131 | 100.0% | 220 | 100.0% |
| Votes Cast: | 41 | | 48 | | 131 | | 220 | |

REPUBLICAN PARTY NOMINEE FOR 1407 PRECINCT COMMITTEEMAN

| | Absentee Voting | | Early Voting | | Election Day Voting | | Total Votes | |
|--------------------|-----------------|--------|--------------|--------|---------------------|--------|-------------|--------|
| Lisa Quinn Higgins | 19 | 100.0% | 22 | 100.0% | 91 | 100.0% | 132 | 100.0% |
| Votes Cast: | 19 | | 22 | | 91 | | 132 | |

DEMOCRATIC PARTY NOMINEE FOR 1408 PRECINCT COMMITTEEMAN

| | Absentee Voting | | Early Voting | | Election Day Voting | | Total Votes | |
|-------------|-----------------|--------|--------------|--------|---------------------|--------|-------------|--------|
| Tami Ryals | 20 | 100.0% | 17 | 100.0% | 24 | 100.0% | 61 | 100.0% |
| Votes Cast: | 20 | | 17 | | 24 | | 61 | |

REPUBLICAN PARTY NOMINEE FOR 1408 PRECINCT COMMITTEEMAN

| | Absentee Voting | | Early Voting | | Election Day Voting | | Total Votes | |
|--------------|-----------------|--------|--------------|--------|---------------------|--------|-------------|--------|
| Steve Bender | 52 | 100.0% | 37 | 100.0% | 185 | 100.0% | 274 | 100.0% |
| Votes Cast: | 52 | | 37 | | 185 | | 274 | |



Unofficial Results

Run time: 2:02:10 PM

Run Date: 5/24/2024

ADA COUNTY, IDAHO

May Primary

05/21/2024

| |
|--|
| Unofficial Results |
| Registered Voters 66,752 of 302,283=22.1% |
| Precincts Reporting 197 of 197=100.0% |

DEMOCRATIC PARTY NOMINEE FOR 1409 PRECINCT COMMITTEEMAN

| | Absentee Voting | | Early Voting | | Election Day Voting | | Total Votes | |
|---------------|-----------------|--------|--------------|--------|---------------------|--------|-------------|--------|
| Arlene Studer | 16 | 100.0% | 11 | 100.0% | 27 | 100.0% | 54 | 100.0% |
| Votes Cast: | 16 | | 11 | | 27 | | 54 | |

REPUBLICAN PARTY NOMINEE FOR 1409 PRECINCT COMMITTEEMAN

| | Absentee Voting | | Early Voting | | Election Day Voting | | Total Votes | |
|-----------------------|-----------------|--------|--------------|--------|---------------------|--------|-------------|--------|
| Dwight Howard McCarty | 23 | 100.0% | 36 | 100.0% | 69 | 100.0% | 128 | 100.0% |
| Votes Cast: | 23 | | 36 | | 69 | | 128 | |

DEMOCRATIC PARTY NOMINEE FOR 1410 PRECINCT COMMITTEEMAN


| | Absentee Voting | | Early Voting | | Election Day Voting | | Total Votes | |
|-------------|-----------------|--------|--------------|--------|---------------------|--------|-------------|--------|
| Terry Tatko | 25 | 100.0% | 25 | 100.0% | 23 | 100.0% | 73 | 100.0% |
| Votes Cast: | 25 | | 25 | | 23 | | 73 | |

LIBERTARIAN PARTY NOMINEE FOR 1410 PRECINCT COMMITTEEMAN

| | Absentee Voting | | Early Voting | | Election Day Voting | | Total Votes | |
|-------------|-----------------|------|--------------|--------|---------------------|--------|-------------|--------|
| Matt Loesby | 0 | 0.0% | 1 | 100.0% | 1 | 100.0% | 2 | 100.0% |
| Votes Cast: | 0 | | 1 | | 1 | | 2 | |

REPUBLICAN PARTY NOMINEE FOR 1410 PRECINCT COMMITTEEMAN

| | Absentee Voting | | Early Voting | | Election Day Voting | | Total Votes | |
|-------------|-----------------|--------|--------------|--------|---------------------|--------|-------------|--------|
| Ron DeRoest | 34 | 100.0% | 53 | 100.0% | 112 | 100.0% | 199 | 100.0% |
| Votes Cast: | 34 | | 53 | | 112 | | 199 | |



Unofficial Results
Run time: 2:02:10 PM
Run Date: 5/24/2024

ADA COUNTY, IDAHO
May Primary
05/21/2024

| |
|--|
| Unofficial Results |
| Registered Voters 66,752 of 302,283=22.1% |
| Precincts Reporting 197 of 197=100.0% |

DEMOCRATIC PARTY NOMINEE FOR 1411 PRECINCT COMMITTEEMAN

| | Absentee Voting | | Early Voting | | Election Day Voting | | Total Votes | |
|-------------|-----------------|--------|--------------|--------|---------------------|--------|-------------|--------|
| Beth Gray | 30 | 100.0% | 13 | 100.0% | 16 | 100.0% | 59 | 100.0% |
| Votes Cast: | 30 | | 13 | | 16 | | 59 | |

REPUBLICAN PARTY NOMINEE FOR 1411 PRECINCT COMMITTEEMAN

| | Absentee Voting | | Early Voting | | Election Day Voting | | Total Votes | |
|-------------|-----------------|--------|--------------|--------|---------------------|--------|-------------|--------|
| Ted Hill | 30 | 100.0% | 34 | 100.0% | 93 | 100.0% | 157 | 100.0% |
| Votes Cast: | 30 | | 34 | | 93 | | 157 | |

REPUBLICAN PARTY NOMINEE FOR 1412 PRECINCT COMMITTEEMAN

| | Absentee Voting | | Early Voting | | Election Day Voting | | Total Votes | |
|---------------|-----------------|-------|--------------|-------|---------------------|-------|-------------|-------|
| Travis Hawkes | 47 | 57.3% | 10 | 45.5% | 114 | 63.3% | 171 | 60.2% |
| Phil Reynolds | 35 | 42.7% | 12 | 54.5% | 66 | 36.7% | 113 | 39.8% |
| Votes Cast: | 82 | | 22 | | 180 | | 284 | |

REPUBLICAN PARTY NOMINEE FOR 1413 PRECINCT COMMITTEEMAN

| | Absentee Voting | | Early Voting | | Election Day Voting | | Total Votes | |
|---------------|-----------------|--------|--------------|--------|---------------------|--------|-------------|--------|
| Tony Prudente | 65 | 100.0% | 27 | 100.0% | 112 | 100.0% | 204 | 100.0% |
| Votes Cast: | 65 | | 27 | | 112 | | 204 | |



Unofficial Results

Run time: 2:02:10 PM

Run Date: 5/24/2024

ADA COUNTY, IDAHO

May Primary

05/21/2024

| |
|--|
| Unofficial Results |
| Registered Voters 66,752 of 302,283=22.1% |
| Precincts Reporting 197 of 197=100.0% |

REPUBLICAN PARTY NOMINEE FOR 1414 PRECINCT COMMITTEEMAN

| | Absentee Voting | | Early Voting | | Election Day Voting | | Total Votes | |
|---------------|-----------------|-------|--------------|-------|---------------------|-------|-------------|-------|
| Victor Miller | 29 | 50.9% | 17 | 25.0% | 39 | 28.1% | 85 | 32.2% |
| Jeff Russell | 28 | 49.1% | 51 | 75.0% | 100 | 71.9% | 179 | 67.8% |
| Votes Cast: | 57 | | 68 | | 139 | | 264 | |

DEMOCRATIC PARTY NOMINEE FOR 1415 PRECINCT COMMITTEEMAN

| | Absentee Voting | | Early Voting | | Election Day Voting | | Total Votes | |
|---------------|-----------------|--------|--------------|--------|---------------------|--------|-------------|--------|
| Sally Skinner | 13 | 100.0% | 6 | 100.0% | 15 | 100.0% | 34 | 100.0% |
| Votes Cast: | 13 | | 6 | | 15 | | 34 | |

REPUBLICAN PARTY NOMINEE FOR 1415 PRECINCT COMMITTEEMAN

| | Absentee Voting | | Early Voting | | Election Day Voting | | Total Votes | |
|-----------------|-----------------|-------|--------------|-------|---------------------|-------|-------------|-------|
| Eric Petersen | 22 | 34.4% | 29 | 72.5% | 94 | 52.2% | 145 | 51.1% |
| W. Todd Cranney | 42 | 65.6% | 11 | 27.5% | 86 | 47.8% | 139 | 48.9% |
| Votes Cast: | 64 | | 40 | | 180 | | 284 | |

DEMOCRATIC PARTY NOMINEE FOR 1416 PRECINCT COMMITTEEMAN

| | Absentee Voting | | Early Voting | | Election Day Voting | | Total Votes | |
|-----------------|-----------------|--------|--------------|--------|---------------------|--------|-------------|--------|
| Charlton Gunter | 15 | 100.0% | 5 | 100.0% | 9 | 100.0% | 29 | 100.0% |
| Votes Cast: | 15 | | 5 | | 9 | | 29 | |



Unofficial Results

Run time: 2:02:10 PM

Run Date: 5/24/2024

ADA COUNTY, IDAHO

May Primary

05/21/2024

| |
|--|
| Unofficial Results |
| Registered Voters 66,752 of 302,283=22.1% |
| Precincts Reporting 197 of 197=100.0% |

REPUBLICAN PARTY NOMINEE FOR 1416 PRECINCT COMMITTEEMAN

| | Absentee Voting | | Early Voting | | Election Day Voting | | Total Votes | |
|--------------|-----------------|--------|--------------|--------|---------------------|--------|-------------|--------|
| Joan Cloonan | 14 | 100.0% | 12 | 100.0% | 24 | 100.0% | 50 | 100.0% |
| Votes Cast: | 14 | | 12 | | 24 | | 50 | |

DEMOCRATIC PARTY NOMINEE FOR 1417 PRECINCT COMMITTEEMAN


| | Absentee Voting | | Early Voting | | Election Day Voting | | Total Votes | |
|--------------|-----------------|--------|--------------|--------|---------------------|--------|-------------|--------|
| Diane Dorius | 24 | 100.0% | 10 | 100.0% | 11 | 100.0% | 45 | 100.0% |
| Votes Cast: | 24 | | 10 | | 11 | | 45 | |

REPUBLICAN PARTY NOMINEE FOR 1417 PRECINCT COMMITTEEMAN

| | Absentee Voting | | Early Voting | | Election Day Voting | | Total Votes | |
|----------------|-----------------|-------|--------------|-------|---------------------|-------|-------------|-------|
| Barrett Tetlow | 27 | 35.5% | 22 | 25.6% | 53 | 30.5% | 102 | 30.4% |
| Michael Chew | 49 | 64.5% | 64 | 74.4% | 121 | 69.5% | 234 | 69.6% |
| Votes Cast: | 76 | | 86 | | 174 | | 336 | |

DEMOCRATIC PARTY NOMINEE FOR 1501 PRECINCT COMMITTEEMAN

| | Absentee Voting | | Early Voting | | Election Day Voting | | Total Votes | |
|---------------|-----------------|--------|--------------|--------|---------------------|--------|-------------|--------|
| Jennifer Walt | 28 | 100.0% | 9 | 100.0% | 38 | 100.0% | 75 | 100.0% |
| Votes Cast: | 28 | | 9 | | 38 | | 75 | |



Unofficial Results

Run time: 2:02:10 PM

Run Date: 5/24/2024

ADA COUNTY, IDAHO

May Primary

05/21/2024

| |
|--|
| Unofficial Results |
| Registered Voters 66,752 of 302,283=22.1% |
| Precincts Reporting 197 of 197=100.0% |

REPUBLICAN PARTY NOMINEE FOR 1501 PRECINCT COMMITTEEMAN

| | Absentee Voting | | Early Voting | | Election Day Voting | | Total Votes | |
|--------------|-----------------|--------|--------------|--------|---------------------|--------|-------------|--------|
| Steven Olsen | 62 | 100.0% | 26 | 100.0% | 146 | 100.0% | 234 | 100.0% |
| Votes Cast: | 62 | | 26 | | 146 | | 234 | |

DEMOCRATIC PARTY NOMINEE FOR 1502 PRECINCT COMMITTEEMAN

| | Absentee Voting | | Early Voting | | Election Day Voting | | Total Votes | |
|-------------|-----------------|--------|--------------|--------|---------------------|--------|-------------|--------|
| Jaé Etchart | 36 | 100.0% | 5 | 100.0% | 41 | 100.0% | 82 | 100.0% |
| Votes Cast: | 36 | | 5 | | 41 | | 82 | |

REPUBLICAN PARTY NOMINEE FOR 1502 PRECINCT COMMITTEEMAN

| | Absentee Voting | | Early Voting | | Election Day Voting | | Total Votes | |
|----------------|-----------------|--------|--------------|--------|---------------------|--------|-------------|--------|
| Annette Tipton | 40 | 100.0% | 10 | 100.0% | 93 | 100.0% | 143 | 100.0% |
| Votes Cast: | 40 | | 10 | | 93 | | 143 | |

DEMOCRATIC PARTY NOMINEE FOR 1503 PRECINCT COMMITTEEMAN

| | Absentee Voting | | Early Voting | | Election Day Voting | | Total Votes | |
|------------------|-----------------|--------|--------------|--------|---------------------|--------|-------------|--------|
| Kristin Thompson | 34 | 100.0% | 12 | 100.0% | 35 | 100.0% | 81 | 100.0% |
| Votes Cast: | 34 | | 12 | | 35 | | 81 | |



Unofficial Results

Run time: 2:02:10 PM

Run Date: 5/24/2024

ADA COUNTY, IDAHO

May Primary

05/21/2024

| |
|--|
| Unofficial Results |
| Registered Voters 66,752 of 302,283=22.1% |
| Precincts Reporting 197 of 197=100.0% |

REPUBLICAN PARTY NOMINEE FOR 1503 PRECINCT COMMITTEEMAN

| | Absentee Voting | | Early Voting | | Election Day Voting | | Total Votes | |
|--------------------|-----------------|-------|--------------|-------|---------------------|-------|-------------|-------|
| Jodi Miller | 18 | 37.5% | 15 | 60.0% | 55 | 38.2% | 88 | 40.6% |
| Michael R. Willits | 30 | 62.5% | 10 | 40.0% | 89 | 61.8% | 129 | 59.4% |
| Votes Cast: | 48 | | 25 | | 144 | | 217 | |

DEMOCRATIC PARTY NOMINEE FOR 1504 PRECINCT COMMITTEEMAN

| | Absentee Voting | | Early Voting | | Election Day Voting | | Total Votes | |
|-----------------|-----------------|--------|--------------|--------|---------------------|--------|-------------|--------|
| Jennifer Gravel | 37 | 100.0% | 11 | 100.0% | 75 | 100.0% | 123 | 100.0% |
| Votes Cast: | 37 | | 11 | | 75 | | 123 | |

REPUBLICAN PARTY NOMINEE FOR 1504 PRECINCT COMMITTEEMAN

| | Absentee Voting | | Early Voting | | Election Day Voting | | Total Votes | |
|----------------|-----------------|--------|--------------|--------|---------------------|--------|-------------|--------|
| Mary Callister | 33 | 100.0% | 20 | 100.0% | 146 | 100.0% | 199 | 100.0% |
| Votes Cast: | 33 | | 20 | | 146 | | 199 | |

REPUBLICAN PARTY NOMINEE FOR 1505 PRECINCT COMMITTEEMAN

| | Absentee Voting | | Early Voting | | Election Day Voting | | Total Votes | |
|---------------|-----------------|--------|--------------|--------|---------------------|--------|-------------|--------|
| Charity Young | 31 | 100.0% | 16 | 100.0% | 102 | 100.0% | 149 | 100.0% |
| Votes Cast: | 31 | | 16 | | 102 | | 149 | |



Unofficial Results

Run time: 2:02:10 PM

Run Date: 5/24/2024

ADA COUNTY, IDAHO

May Primary

05/21/2024

| |
|--|
| Unofficial Results |
| Registered Voters 66,752 of 302,283=22.1% |
| Precincts Reporting 197 of 197=100.0% |

DEMOCRATIC PARTY NOMINEE FOR 1506 PRECINCT COMMITTEEMAN

| | Absentee Voting | | Early Voting | | Election Day Voting | | Total Votes | |
|----------------|-----------------|--------|--------------|--------|---------------------|--------|-------------|--------|
| Zachery Wagner | 14 | 100.0% | 7 | 100.0% | 43 | 100.0% | 64 | 100.0% |
| Votes Cast: | 14 | | 7 | | 43 | | 64 | |

REPUBLICAN PARTY NOMINEE FOR 1506 PRECINCT COMMITTEEMAN

| | Absentee Voting | | Early Voting | | Election Day Voting | | Total Votes | |
|-------------------|-----------------|--------|--------------|--------|---------------------|--------|-------------|--------|
| Sharon Diane Rose | 19 | 100.0% | 5 | 100.0% | 100 | 100.0% | 124 | 100.0% |
| Votes Cast: | 19 | | 5 | | 100 | | 124 | |

DEMOCRATIC PARTY NOMINEE FOR 1507 PRECINCT COMMITTEEMAN

| | Absentee Voting | | Early Voting | | Election Day Voting | | Total Votes | |
|---------------|-----------------|--------|--------------|--------|---------------------|--------|-------------|--------|
| Louise Seeley | 26 | 100.0% | 8 | 100.0% | 48 | 100.0% | 82 | 100.0% |
| Votes Cast: | 26 | | 8 | | 48 | | 82 | |

REPUBLICAN PARTY NOMINEE FOR 1507 PRECINCT COMMITTEEMAN

| | Absentee Voting | | Early Voting | | Election Day Voting | | Total Votes | |
|-------------|-----------------|--------|--------------|--------|---------------------|--------|-------------|--------|
| Rod W Beck | 38 | 100.0% | 7 | 100.0% | 145 | 100.0% | 190 | 100.0% |
| Votes Cast: | 38 | | 7 | | 145 | | 190 | |

REPUBLICAN PARTY NOMINEE FOR 1508 PRECINCT COMMITTEEMAN

| | Absentee Voting | | Early Voting | | Election Day Voting | | Total Votes | |
|-------------|-----------------|--------|--------------|--------|---------------------|--------|-------------|--------|
| Ryan Perry | 25 | 100.0% | 19 | 100.0% | 109 | 100.0% | 153 | 100.0% |
| Votes Cast: | 25 | | 19 | | 109 | | 153 | |



Unofficial Results

Run time: 2:02:10 PM

Run Date: 5/24/2024

ADA COUNTY, IDAHO
May Primary
05/21/2024

| |
|--|
| Unofficial Results |
| Registered Voters 66,752 of 302,283=22.1% |
| Precincts Reporting 197 of 197=100.0% |

DEMOCRATIC PARTY NOMINEE FOR 1509 PRECINCT COMMITTEEMAN

| | Absentee Voting | | Early Voting | | Election Day Voting | | Total Votes | |
|---------------|-----------------|--------|--------------|--------|---------------------|--------|-------------|--------|
| Mitch D. Owen | 40 | 100.0% | 12 | 100.0% | 66 | 100.0% | 118 | 100.0% |
| Votes Cast: | 40 | | 12 | | 66 | | 118 | |

REPUBLICAN PARTY NOMINEE FOR 1509 PRECINCT COMMITTEEMAN

| | Absentee Voting | | Early Voting | | Election Day Voting | | Total Votes | |
|-------------|-----------------|--------|--------------|--------|---------------------|--------|-------------|--------|
| Rita Slack | 31 | 100.0% | 16 | 100.0% | 163 | 100.0% | 210 | 100.0% |
| Votes Cast: | 31 | | 16 | | 163 | | 210 | |

REPUBLICAN PARTY NOMINEE FOR 1510 PRECINCT COMMITTEEMAN

| | Absentee Voting | | Early Voting | | Election Day Voting | | Total Votes | |
|------------------|-----------------|-------|--------------|-------|---------------------|-------|-------------|-------|
| Reed Borup | 28 | 62.2% | 10 | 43.5% | 69 | 48.6% | 107 | 51.0% |
| Christi Warhurst | 17 | 37.8% | 13 | 56.5% | 73 | 51.4% | 103 | 49.0% |
| Votes Cast: | 45 | | 23 | | 142 | | 210 | |

REPUBLICAN PARTY NOMINEE FOR 1511 PRECINCT COMMITTEEMAN

| | Absentee Voting | | Early Voting | | Election Day Voting | | Total Votes | |
|--------------|-----------------|--------|--------------|--------|---------------------|--------|-------------|--------|
| Mark Drewett | 31 | 100.0% | 9 | 100.0% | 80 | 100.0% | 120 | 100.0% |
| Votes Cast: | 31 | | 9 | | 80 | | 120 | |



Unofficial Results

Run time: 2:02:10 PM

Run Date: 5/24/2024

ADA COUNTY, IDAHO

May Primary

05/21/2024

| |
|--|
| Unofficial Results |
| Registered Voters 66,752 of 302,283=22.1% |
| Precincts Reporting 197 of 197=100.0% |

REPUBLICAN PARTY NOMINEE FOR 1512 PRECINCT COMMITTEEMAN

| | Absentee Voting | | Early Voting | | Election Day Voting | | Total Votes | |
|------------------|-----------------|--------|--------------|--------|---------------------|--------|-------------|--------|
| Janalee B. Woolf | 36 | 100.0% | 14 | 100.0% | 119 | 100.0% | 169 | 100.0% |
| Votes Cast: | 36 | | 14 | | 119 | | 169 | |

REPUBLICAN PARTY NOMINEE FOR 1513 PRECINCT COMMITTEEMAN


| | Absentee Voting | | Early Voting | | Election Day Voting | | Total Votes | |
|--------------------------|-----------------|-------|--------------|--------|---------------------|-------|-------------|-------|
| Larry W. Grove(Write-in) | 2 | 28.6% | 0 | 0.0% | 3 | 12.0% | 5 | 13.2% |
| Rejected write-ins | 5 | 71.4% | 6 | 100.0% | 22 | 88.0% | 33 | 86.8% |
| Unassigned write-ins | 0 | 0.0% | 0 | 0.0% | 0 | 0.0% | 0 | 0.0% |
| Votes Cast: | 7 | | 6 | | 25 | | 38 | |

REPUBLICAN PARTY NOMINEE FOR 1514 PRECINCT COMMITTEEMAN

| | Absentee Voting | | Early Voting | | Election Day Voting | | Total Votes | |
|-----------------|-----------------|--------|--------------|--------|---------------------|--------|-------------|--------|
| Kristina Clever | 20 | 100.0% | 14 | 100.0% | 60 | 100.0% | 94 | 100.0% |
| Votes Cast: | 20 | | 14 | | 60 | | 94 | |

DEMOCRATIC PARTY NOMINEE FOR 1515 PRECINCT COMMITTEEMAN

| | Absentee Voting | | Early Voting | | Election Day Voting | | Total Votes | |
|---------------|-----------------|--------|--------------|--------|---------------------|--------|-------------|--------|
| Taylor Wilson | 43 | 100.0% | 10 | 100.0% | 50 | 100.0% | 103 | 100.0% |
| Votes Cast: | 43 | | 10 | | 50 | | 103 | |



Unofficial Results

Run time: 2:02:10 PM

Run Date: 5/24/2024

ADA COUNTY, IDAHO

May Primary

05/21/2024

| |
|--|
| Unofficial Results |
| Registered Voters 66,752 of 302,283=22.1% |
| Precincts Reporting 197 of 197=100.0% |

REPUBLICAN PARTY NOMINEE FOR 1515 PRECINCT COMMITTEEMAN

| | Absentee Voting | | Early Voting | | Election Day Voting | | Total Votes | |
|-------------|-----------------|-------|--------------|-------|---------------------|-------|-------------|-------|
| James Shaw | 17 | 68.0% | 17 | 89.5% | 72 | 70.6% | 106 | 72.6% |
| Alan Kite | 8 | 32.0% | 2 | 10.5% | 30 | 29.4% | 40 | 27.4% |
| Votes Cast: | 25 | | 19 | | 102 | | 146 | |

DEMOCRATIC PARTY NOMINEE FOR 1516 PRECINCT COMMITTEEMAN

| | Absentee Voting | | Early Voting | | Election Day Voting | | Total Votes | |
|--------------|-----------------|--------|--------------|--------|---------------------|--------|-------------|--------|
| Kitty Taghon | 23 | 100.0% | 13 | 100.0% | 28 | 100.0% | 64 | 100.0% |
| Votes Cast: | 23 | | 13 | | 28 | | 64 | |

REPUBLICAN PARTY NOMINEE FOR 1516 PRECINCT COMMITTEEMAN

| | Absentee Voting | | Early Voting | | Election Day Voting | | Total Votes | |
|-------------|-----------------|--------|--------------|--------|---------------------|--------|-------------|--------|
| Bill Baber | 64 | 100.0% | 15 | 100.0% | 63 | 100.0% | 142 | 100.0% |
| Votes Cast: | 64 | | 15 | | 63 | | 142 | |

REPUBLICAN PARTY NOMINEE FOR 1517 PRECINCT COMMITTEEMAN

| | Absentee Voting | | Early Voting | | Election Day Voting | | Total Votes | |
|-----------------|-----------------|-------|--------------|-------|---------------------|-------|-------------|-------|
| Alicia B. Purdy | 10 | 66.7% | 6 | 50.0% | 44 | 60.3% | 60 | 60.0% |
| Dale Heintz | 5 | 33.3% | 6 | 50.0% | 29 | 39.7% | 40 | 40.0% |
| Votes Cast: | 15 | | 12 | | 73 | | 100 | |



Unofficial Results

Run time: 2:02:10 PM

Run Date: 5/24/2024

ADA COUNTY, IDAHO

May Primary

05/21/2024

| |
|--|
| Unofficial Results |
| Registered Voters 66,752 of 302,283=22.1% |
| Precincts Reporting 197 of 197=100.0% |

DEMOCRATIC PARTY NOMINEE FOR 1518 PRECINCT COMMITTEEMAN

| | Absentee Voting | | Early Voting | | Election Day Voting | | Total Votes | |
|--------------|-----------------|--------|--------------|--------|---------------------|--------|-------------|--------|
| Kate Milburn | 17 | 100.0% | 13 | 100.0% | 35 | 100.0% | 65 | 100.0% |
| Votes Cast: | 17 | | 13 | | 35 | | 65 | |

REPUBLICAN PARTY NOMINEE FOR 1518 PRECINCT COMMITTEEMAN

| | Absentee Voting | | Early Voting | | Election Day Voting | | Total Votes | |
|----------------|-----------------|--------|--------------|--------|---------------------|--------|-------------|--------|
| Heidi Fackrell | 28 | 100.0% | 13 | 100.0% | 48 | 100.0% | 89 | 100.0% |
| Votes Cast: | 28 | | 13 | | 48 | | 89 | |

REPUBLICAN PARTY NOMINEE FOR 1519 PRECINCT COMMITTEEMAN

| | Absentee Voting | | Early Voting | | Election Day Voting | | Total Votes | |
|-----------------|-----------------|--------|--------------|--------|---------------------|--------|-------------|--------|
| Richard R Smith | 37 | 100.0% | 26 | 100.0% | 160 | 100.0% | 223 | 100.0% |
| Votes Cast: | 37 | | 26 | | 160 | | 223 | |

DEMOCRATIC PARTY NOMINEE FOR 1520 PRECINCT COMMITTEEMAN

| | Absentee Voting | | Early Voting | | Election Day Voting | | Total Votes | |
|--------------------------|-----------------|--------|--------------|--------|---------------------|--------|-------------|--------|
| Paula Edmonds Hollifield | 25 | 100.0% | 14 | 100.0% | 16 | 100.0% | 55 | 100.0% |
| Votes Cast: | 25 | | 14 | | 16 | | 55 | |



Unofficial Results

Run time: 2:02:10 PM

Run Date: 5/24/2024

ADA COUNTY, IDAHO

May Primary

05/21/2024

| |
|--|
| Unofficial Results |
| Registered Voters 66,752 of 302,283=22.1% |
| Precincts Reporting 197 of 197=100.0% |

REPUBLICAN PARTY NOMINEE FOR 1520 PRECINCT COMMITTEEMAN

| | Absentee Voting | | Early Voting | | Election Day Voting | | Total Votes | |
|----------------------|-----------------|-------|--------------|-------|---------------------|-------|-------------|-------|
| Carrie Flaherty | 11 | 28.2% | 5 | 13.9% | 17 | 21.0% | 33 | 21.2% |
| Timothy Lewis Roscoe | 7 | 17.9% | 9 | 25.0% | 22 | 27.2% | 38 | 24.4% |
| Dawn Hatch | 21 | 53.8% | 22 | 61.1% | 42 | 51.9% | 85 | 54.5% |
| Votes Cast: | 39 | | 36 | | 81 | | 156 | |

DEMOCRATIC PARTY NOMINEE FOR 1601 PRECINCT COMMITTEEMAN

| | Absentee Voting | | Early Voting | | Election Day Voting | | Total Votes | |
|------------------|-----------------|--------|--------------|--------|---------------------|--------|-------------|--------|
| Valerie L Slavin | 45 | 100.0% | 8 | 100.0% | 34 | 100.0% | 87 | 100.0% |
| Votes Cast: | 45 | | 8 | | 34 | | 87 | |

REPUBLICAN PARTY NOMINEE FOR 1601 PRECINCT COMMITTEEMAN

| | Absentee Voting | | Early Voting | | Election Day Voting | | Total Votes | |
|-------------------|-----------------|--------|--------------|--------|---------------------|--------|-------------|--------|
| Ronald Pennington | 39 | 100.0% | 17 | 100.0% | 90 | 100.0% | 146 | 100.0% |
| Votes Cast: | 39 | | 17 | | 90 | | 146 | |

DEMOCRATIC PARTY NOMINEE FOR 1602 PRECINCT COMMITTEEMAN

| | Absentee Voting | | Early Voting | | Election Day Voting | | Total Votes | |
|--------------|-----------------|--------|--------------|--------|---------------------|--------|-------------|--------|
| Sarah Harris | 44 | 100.0% | 24 | 100.0% | 91 | 100.0% | 159 | 100.0% |
| Votes Cast: | 44 | | 24 | | 91 | | 159 | |



Unofficial Results

Run time: 2:02:10 PM

Run Date: 5/24/2024

ADA COUNTY, IDAHO

May Primary

05/21/2024

| |
|--|
| Unofficial Results |
| Registered Voters 66,752 of 302,283=22.1% |
| Precincts Reporting 197 of 197=100.0% |

REPUBLICAN PARTY NOMINEE FOR 1602 PRECINCT COMMITTEEMAN

| | Absentee Voting | | Early Voting | | Election Day Voting | | Total Votes | |
|---------------|-----------------|-------|--------------|-------|---------------------|-------|-------------|-------|
| Claudia Cross | 14 | 37.8% | 7 | 38.9% | 55 | 39.6% | 76 | 39.2% |
| Jamie Daniels | 23 | 62.2% | 11 | 61.1% | 84 | 60.4% | 118 | 60.8% |
| Votes Cast: | 37 | | 18 | | 139 | | 194 | |

DEMOCRATIC PARTY NOMINEE FOR 1603 PRECINCT COMMITTEEMAN

| | Absentee Voting | | Early Voting | | Election Day Voting | | Total Votes | |
|--------------|-----------------|--------|--------------|--------|---------------------|--------|-------------|--------|
| Mark Stinson | 51 | 100.0% | 14 | 100.0% | 65 | 100.0% | 130 | 100.0% |
| Votes Cast: | 51 | | 14 | | 65 | | 130 | |

REPUBLICAN PARTY NOMINEE FOR 1603 PRECINCT COMMITTEEMAN

| | Absentee Voting | | Early Voting | | Election Day Voting | | Total Votes | |
|------------------|-----------------|-------|--------------|-------|---------------------|-------|-------------|-------|
| Steve Jackson | 17 | 44.7% | 12 | 70.6% | 56 | 57.7% | 85 | 55.9% |
| Christina Linder | 21 | 55.3% | 5 | 29.4% | 41 | 42.3% | 67 | 44.1% |
| Votes Cast: | 38 | | 17 | | 97 | | 152 | |

DEMOCRATIC PARTY NOMINEE FOR 1604 PRECINCT COMMITTEEMAN

| | Absentee Voting | | Early Voting | | Election Day Voting | | Total Votes | |
|----------------|-----------------|--------|--------------|--------|---------------------|--------|-------------|--------|
| Nikson Mathews | 52 | 100.0% | 18 | 100.0% | 152 | 100.0% | 222 | 100.0% |
| Votes Cast: | 52 | | 18 | | 152 | | 222 | |



Unofficial Results

Run time: 2:02:10 PM

Run Date: 5/24/2024

ADA COUNTY, IDAHO
May Primary
05/21/2024

| |
|--|
| Unofficial Results |
| Registered Voters 66,752 of 302,283=22.1% |
| Precincts Reporting 197 of 197=100.0% |

REPUBLICAN PARTY NOMINEE FOR 1604 PRECINCT COMMITTEEMAN

| | Absentee Voting | | Early Voting | | Election Day Voting | | Total Votes | |
|--------------------------|-----------------|-------|--------------|-------|---------------------|-------|-------------|-------|
| Chandler Stewart Hadraba | 12 | 23.1% | 5 | 33.3% | 32 | 24.6% | 49 | 24.9% |
| Dwight Johnson | 40 | 76.9% | 10 | 66.7% | 98 | 75.4% | 148 | 75.1% |
| Votes Cast: | 52 | | 15 | | 130 | | 197 | |

DEMOCRATIC PARTY NOMINEE FOR 1605 PRECINCT COMMITTEEMAN

| | Absentee Voting | | Early Voting | | Election Day Voting | | Total Votes | |
|------------------|-----------------|--------|--------------|--------|---------------------|--------|-------------|--------|
| Richard Chilcote | 36 | 100.0% | 8 | 100.0% | 98 | 100.0% | 142 | 100.0% |
| Votes Cast: | 36 | | 8 | | 98 | | 142 | |

REPUBLICAN PARTY NOMINEE FOR 1605 PRECINCT COMMITTEEMAN

| | Absentee Voting | | Early Voting | | Election Day Voting | | Total Votes | |
|-----------------------|-----------------|--------|--------------|--------|---------------------|--------|-------------|--------|
| Deborah Lombard-Bloom | 18 | 100.0% | 5 | 100.0% | 50 | 100.0% | 73 | 100.0% |
| Votes Cast: | 18 | | 5 | | 50 | | 73 | |

REPUBLICAN PARTY NOMINEE FOR 1606 PRECINCT COMMITTEEMAN

| | Absentee Voting | | Early Voting | | Election Day Voting | | Total Votes | |
|--------------|-----------------|--------|--------------|--------|---------------------|--------|-------------|--------|
| Ken Anderson | 16 | 100.0% | 5 | 100.0% | 63 | 100.0% | 84 | 100.0% |
| Votes Cast: | 16 | | 5 | | 63 | | 84 | |



Unofficial Results

Run time: 2:02:11 PM

Run Date: 5/24/2024

ADA COUNTY, IDAHO

May Primary

05/21/2024

| |
|--|
| Unofficial Results |
| Registered Voters 66,752 of 302,283=22.1% |
| Precincts Reporting 197 of 197=100.0% |

REPUBLICAN PARTY NOMINEE FOR 1607 PRECINCT COMMITTEEMAN

| | Absentee Voting | | Early Voting | | Election Day Voting | | Total Votes | |
|--------------------|-----------------|-------|--------------|-------|---------------------|-------|-------------|-------|
| Luke ten Doeschate | 11 | 34.4% | 2 | 20.0% | 20 | 23.8% | 33 | 26.2% |
| David S. Shurtleff | 21 | 65.6% | 8 | 80.0% | 64 | 76.2% | 93 | 73.8% |
| Votes Cast: | 32 | | 10 | | 84 | | 126 | |

DEMOCRATIC PARTY NOMINEE FOR 1608 PRECINCT COMMITTEEMAN

| | Absentee Voting | | Early Voting | | Election Day Voting | | Total Votes | |
|---------------|-----------------|--------|--------------|--------|---------------------|--------|-------------|--------|
| Todd Achilles | 43 | 100.0% | 17 | 100.0% | 103 | 100.0% | 163 | 100.0% |
| Votes Cast: | 43 | | 17 | | 103 | | 163 | |

REPUBLICAN PARTY NOMINEE FOR 1608 PRECINCT COMMITTEEMAN

| | Absentee Voting | | Early Voting | | Election Day Voting | | Total Votes | |
|------------------|-----------------|--------|--------------|--------|---------------------|--------|-------------|--------|
| Jeannie Toutloff | 7 | 100.0% | 1 | 100.0% | 32 | 100.0% | 40 | 100.0% |
| Votes Cast: | 7 | | 1 | | 32 | | 40 | |

DEMOCRATIC PARTY NOMINEE FOR 1609 PRECINCT COMMITTEEMAN

| | Absentee Voting | | Early Voting | | Election Day Voting | | Total Votes | |
|-------------|-----------------|--------|--------------|--------|---------------------|--------|-------------|--------|
| Marji Bass | 49 | 100.0% | 20 | 100.0% | 100 | 100.0% | 169 | 100.0% |
| Votes Cast: | 49 | | 20 | | 100 | | 169 | |



Unofficial Results

Run time: 2:02:11 PM

Run Date: 5/24/2024

ADA COUNTY, IDAHO

May Primary

05/21/2024

| |
|--|
| Unofficial Results |
| Registered Voters 66,752 of 302,283=22.1% |
| Precincts Reporting 197 of 197=100.0% |

REPUBLICAN PARTY NOMINEE FOR 1609 PRECINCT COMMITTEEMAN

| | Absentee Voting | | Early Voting | | Election Day Voting | | Total Votes | |
|---------------|-----------------|-------|--------------|-------|---------------------|-------|-------------|-------|
| Jan Cluff | 26 | 68.4% | 11 | 37.9% | 71 | 37.0% | 108 | 41.7% |
| Brian Wheeler | 12 | 31.6% | 18 | 62.1% | 121 | 63.0% | 151 | 58.3% |
| Votes Cast: | 38 | | 29 | | 192 | | 259 | |

DEMOCRATIC PARTY NOMINEE FOR 1610 PRECINCT COMMITTEEMAN

| | Absentee Voting | | Early Voting | | Election Day Voting | | Total Votes | |
|------------------|-----------------|--------|--------------|--------|---------------------|--------|-------------|--------|
| Mary Grace Perry | 26 | 100.0% | 5 | 100.0% | 55 | 100.0% | 86 | 100.0% |
| Votes Cast: | 26 | | 5 | | 55 | | 86 | |

REPUBLICAN PARTY NOMINEE FOR 1610 PRECINCT COMMITTEEMAN

| | Absentee Voting | | Early Voting | | Election Day Voting | | Total Votes | |
|---------------|-----------------|--------|--------------|--------|---------------------|--------|-------------|--------|
| Ryan Davidson | 20 | 100.0% | 2 | 100.0% | 54 | 100.0% | 76 | 100.0% |
| Votes Cast: | 20 | | 2 | | 54 | | 76 | |

DEMOCRATIC PARTY NOMINEE FOR 1611 PRECINCT COMMITTEEMAN

| | Absentee Voting | | Early Voting | | Election Day Voting | | Total Votes | |
|-------------------|-----------------|--------|--------------|--------|---------------------|--------|-------------|--------|
| Rachel Den Hartog | 15 | 100.0% | 14 | 100.0% | 58 | 100.0% | 87 | 100.0% |
| Votes Cast: | 15 | | 14 | | 58 | | 87 | |



Unofficial Results

Run time: 2:02:11 PM

Run Date: 5/24/2024

ADA COUNTY, IDAHO May Primary 05/21/2024

| |
|--|
| Unofficial Results |
| Registered Voters 66,752 of 302,283=22.1% |
| Precincts Reporting 197 of 197=100.0% |

REPUBLICAN PARTY NOMINEE FOR 1611 PRECINCT COMMITTEEMAN

| | Absentee Voting | | Early Voting | | Election Day Voting | | Total Votes | |
|----------------|-----------------|--------|--------------|--------|---------------------|--------|-------------|--------|
| Jesse Gonzales | 21 | 100.0% | 18 | 100.0% | 95 | 100.0% | 134 | 100.0% |
| Votes Cast: | 21 | | 18 | | 95 | | 134 | |

DEMOCRATIC PARTY NOMINEE FOR 1612 PRECINCT COMMITTEEMAN

| | Absentee Voting | | Early Voting | | Election Day Voting | | Total Votes | |
|-------------|-----------------|--------|--------------|--------|---------------------|--------|-------------|--------|
| MJ Durant | 36 | 100.0% | 7 | 100.0% | 78 | 100.0% | 121 | 100.0% |
| Votes Cast: | 36 | | 7 | | 78 | | 121 | |

REPUBLICAN PARTY NOMINEE FOR 1612 PRECINCT COMMITTEEMAN

| | Absentee Voting | | Early Voting | | Election Day Voting | | Total Votes | |
|-----------------|-----------------|-------|--------------|-------|---------------------|-------|-------------|-------|
| Graham Paterson | 21 | 70.0% | 6 | 46.2% | 62 | 60.2% | 89 | 61.0% |
| Doug Lawrence | 9 | 30.0% | 7 | 53.8% | 41 | 39.8% | 57 | 39.0% |
| Votes Cast: | 30 | | 13 | | 103 | | 146 | |

DEMOCRATIC PARTY NOMINEE FOR 1613 PRECINCT COMMITTEEMAN

| | Absentee Voting | | Early Voting | | Election Day Voting | | Total Votes | |
|----------------|-----------------|--------|--------------|--------|---------------------|--------|-------------|--------|
| Audrey Numbers | 21 | 100.0% | 7 | 100.0% | 49 | 100.0% | 77 | 100.0% |
| Votes Cast: | 21 | | 7 | | 49 | | 77 | |



Unofficial Results

Run time: 2:02:11 PM

Run Date: 5/24/2024

ADA COUNTY, IDAHO

May Primary

05/21/2024

| |
|--|
| Unofficial Results |
| Registered Voters 66,752 of 302,283=22.1% |
| Precincts Reporting 197 of 197=100.0% |

REPUBLICAN PARTY NOMINEE FOR 1613 PRECINCT COMMITTEEMAN

| | Absentee Voting | | Early Voting | | Election Day Voting | | Total Votes | |
|-----------------|-----------------|--------|--------------|--------|---------------------|--------|-------------|--------|
| Bibiana Nertney | 24 | 100.0% | 27 | 100.0% | 105 | 100.0% | 156 | 100.0% |
| Votes Cast: | 24 | | 27 | | 105 | | 156 | |

DEMOCRATIC PARTY NOMINEE FOR 1614 PRECINCT COMMITTEEMAN

| | Absentee Voting | | Early Voting | | Election Day Voting | | Total Votes | |
|----------------|-----------------|--------|--------------|--------|---------------------|--------|-------------|--------|
| Linnae Grabner | 35 | 100.0% | 15 | 100.0% | 53 | 100.0% | 103 | 100.0% |
| Votes Cast: | 35 | | 15 | | 53 | | 103 | |

REPUBLICAN PARTY NOMINEE FOR 1614 PRECINCT COMMITTEEMAN

| | Absentee Voting | | Early Voting | | Election Day Voting | | Total Votes | |
|-----------------|-----------------|--------|--------------|--------|---------------------|--------|-------------|--------|
| Jackie Davidson | 22 | 100.0% | 4 | 100.0% | 79 | 100.0% | 105 | 100.0% |
| Votes Cast: | 22 | | 4 | | 79 | | 105 | |

DEMOCRATIC PARTY NOMINEE FOR 1615 PRECINCT COMMITTEEMAN

| | Absentee Voting | | Early Voting | | Election Day Voting | | Total Votes | |
|---------------------------|-----------------|--------|--------------|--------|---------------------|--------|-------------|--------|
| Thomas Walthers Von Alten | 41 | 100.0% | 13 | 100.0% | 103 | 100.0% | 157 | 100.0% |
| Votes Cast: | 41 | | 13 | | 103 | | 157 | |



Unofficial Results

Run time: 2:02:11 PM

Run Date: 5/24/2024

ADA COUNTY, IDAHO

May Primary

05/21/2024

| |
|--|
| Unofficial Results |
| Registered Voters 66,752 of 302,283=22.1% |
| Precincts Reporting 197 of 197=100.0% |

REPUBLICAN PARTY NOMINEE FOR 1615 PRECINCT COMMITTEEMAN

| | Absentee Voting | | Early Voting | | Election Day Voting | | Total Votes | |
|---------------|-----------------|-------|--------------|-------|---------------------|-------|-------------|-------|
| Kevin Warnock | 16 | 38.1% | 10 | 50.0% | 79 | 60.3% | 105 | 54.4% |
| Judy Poole | 26 | 61.9% | 10 | 50.0% | 52 | 39.7% | 88 | 45.6% |
| Votes Cast: | 42 | | 20 | | 131 | | 193 | |

DEMOCRATIC PARTY NOMINEE FOR 1616 PRECINCT COMMITTEEMAN

| | Absentee Voting | | Early Voting | | Election Day Voting | | Total Votes | |
|-------------|-----------------|--------|--------------|--------|---------------------|--------|-------------|--------|
| John Schutt | 28 | 100.0% | 23 | 100.0% | 43 | 100.0% | 94 | 100.0% |
| Votes Cast: | 28 | | 23 | | 43 | | 94 | |

REPUBLICAN PARTY NOMINEE FOR 1616 PRECINCT COMMITTEEMAN

| | Absentee Voting | | Early Voting | | Election Day Voting | | Total Votes | |
|--------------|-----------------|--------|--------------|--------|---------------------|--------|-------------|--------|
| Dan E. Healy | 13 | 100.0% | 25 | 100.0% | 50 | 100.0% | 88 | 100.0% |
| Votes Cast: | 13 | | 25 | | 50 | | 88 | |

REPUBLICAN PARTY NOMINEE FOR 1617 PRECINCT COMMITTEEMAN

| | Absentee Voting | | Early Voting | | Election Day Voting | | Total Votes | |
|----------------|-----------------|-------|--------------|-------|---------------------|-------|-------------|-------|
| Matthew Borah | 8 | 22.9% | 6 | 33.3% | 29 | 23.4% | 43 | 24.3% |
| Jacob R. Cluff | 12 | 34.3% | 5 | 27.8% | 48 | 38.7% | 65 | 36.7% |
| Douglas Rich | 15 | 42.9% | 7 | 38.9% | 47 | 37.9% | 69 | 39.0% |
| Votes Cast: | 35 | | 18 | | 124 | | 177 | |



Unofficial Results
Run time: 2:02:11 PM
Run Date: 5/24/2024

ADA COUNTY, IDAHO
May Primary
05/21/2024

| |
|--|
| Unofficial Results |
| Registered Voters 66,752 of 302,283=22.1% |
| Precincts Reporting 197 of 197=100.0% |

REPUBLICAN PARTY NOMINEE FOR 1618 PRECINCT COMMITTEEMAN

| | Absentee Voting | | Early Voting | | Election Day Voting | | Total Votes | |
|-------------|-----------------|--------|--------------|--------|---------------------|--------|-------------|--------|
| Lori Biggin | 21 | 100.0% | 23 | 100.0% | 60 | 100.0% | 104 | 100.0% |
| Votes Cast: | 21 | | 23 | | 60 | | 104 | |

DEMOCRATIC PARTY NOMINEE FOR 1619 PRECINCT COMMITTEEMAN

| | Absentee Voting | | Early Voting | | Election Day Voting | | Total Votes | |
|-------------------|-----------------|--------|--------------|--------|---------------------|--------|-------------|--------|
| Elizabeth Congdon | 18 | 100.0% | 9 | 100.0% | 68 | 100.0% | 95 | 100.0% |
| Votes Cast: | 18 | | 9 | | 68 | | 95 | |

REPUBLICAN PARTY NOMINEE FOR 1619 PRECINCT COMMITTEEMAN

| | Absentee Voting | | Early Voting | | Election Day Voting | | Total Votes | |
|------------------|-----------------|-------|--------------|-------|---------------------|-------|-------------|-------|
| Niko Lostra | 7 | 58.3% | 4 | 57.1% | 28 | 56.0% | 39 | 56.5% |
| Geoffrey Surbeck | 5 | 41.7% | 3 | 42.9% | 22 | 44.0% | 30 | 43.5% |
| Votes Cast: | 12 | | 7 | | 50 | | 69 | |

DEMOCRATIC PARTY NOMINEE FOR 1701 PRECINCT COMMITTEEMAN

| | Absentee Voting | | Early Voting | | Election Day Voting | | Total Votes | |
|---------------|-----------------|--------|--------------|--------|---------------------|--------|-------------|--------|
| Michael Lydon | 19 | 100.0% | 6 | 100.0% | 51 | 100.0% | 76 | 100.0% |
| Votes Cast: | 19 | | 6 | | 51 | | 76 | |



Unofficial Results

Run time: 2:02:11 PM

Run Date: 5/24/2024

ADA COUNTY, IDAHO

May Primary

05/21/2024

| |
|--|
| Unofficial Results |
| Registered Voters 66,752 of 302,283=22.1% |
| Precincts Reporting 197 of 197=100.0% |

REPUBLICAN PARTY NOMINEE FOR 1701 PRECINCT COMMITTEEMAN

| | Absentee Voting | | Early Voting | | Election Day Voting | | Total Votes | |
|--------------|-----------------|-------|--------------|-------|---------------------|-------|-------------|-------|
| Wendy Dahle | 36 | 62.1% | 12 | 63.2% | 120 | 56.3% | 168 | 57.9% |
| Kari McCluey | 22 | 37.9% | 7 | 36.8% | 93 | 43.7% | 122 | 42.1% |
| Votes Cast: | 58 | | 19 | | 213 | | 290 | |

DEMOCRATIC PARTY NOMINEE FOR 1702 PRECINCT COMMITTEEMAN

| | Absentee Voting | | Early Voting | | Election Day Voting | | Total Votes | |
|---------------|-----------------|--------|--------------|--------|---------------------|--------|-------------|--------|
| Tiffani Deems | 33 | 100.0% | 6 | 100.0% | 9 | 100.0% | 48 | 100.0% |
| Votes Cast: | 33 | | 6 | | 9 | | 48 | |

REPUBLICAN PARTY NOMINEE FOR 1702 PRECINCT COMMITTEEMAN

| | Absentee Voting | | Early Voting | | Election Day Voting | | Total Votes | |
|------------------|-----------------|--------|--------------|--------|---------------------|--------|-------------|--------|
| Kimberly Kaehler | 39 | 100.0% | 16 | 100.0% | 112 | 100.0% | 167 | 100.0% |
| Votes Cast: | 39 | | 16 | | 112 | | 167 | |

REPUBLICAN PARTY NOMINEE FOR 1703 PRECINCT COMMITTEEMAN

| | Absentee Voting | | Early Voting | | Election Day Voting | | Total Votes | |
|---------------------|-----------------|--------|--------------|--------|---------------------|--------|-------------|--------|
| Benjamin D. Chafetz | 23 | 100.0% | 24 | 100.0% | 109 | 100.0% | 156 | 100.0% |
| Votes Cast: | 23 | | 24 | | 109 | | 156 | |



Unofficial Results

Run time: 2:02:11 PM

Run Date: 5/24/2024

ADA COUNTY, IDAHO

May Primary

05/21/2024

| |
|--|
| Unofficial Results |
| Registered Voters 66,752 of 302,283=22.1% |
| Precincts Reporting 197 of 197=100.0% |

DEMOCRATIC PARTY NOMINEE FOR 1704 PRECINCT COMMITTEEMAN

| | Absentee Voting | | Early Voting | | Election Day Voting | | Total Votes | |
|--------------------|-----------------|--------|--------------|--------|---------------------|--------|-------------|--------|
| Norma Waldal Lloyd | 19 | 100.0% | 4 | 100.0% | 18 | 100.0% | 41 | 100.0% |
| Votes Cast: | 19 | | 4 | | 18 | | 41 | |

REPUBLICAN PARTY NOMINEE FOR 1704 PRECINCT COMMITTEEMAN

| | Absentee Voting | | Early Voting | | Election Day Voting | | Total Votes | |
|-------------|-----------------|--------|--------------|--------|---------------------|--------|-------------|--------|
| Tim Parnell | 38 | 100.0% | 13 | 100.0% | 103 | 100.0% | 154 | 100.0% |
| Votes Cast: | 38 | | 13 | | 103 | | 154 | |

REPUBLICAN PARTY NOMINEE FOR 1705 PRECINCT COMMITTEEMAN

| | Absentee Voting | | Early Voting | | Election Day Voting | | Total Votes | |
|-----------------------------|-----------------|--------|--------------|-------|---------------------|-------|-------------|-------|
| Rejected write-ins | 1 | 100.0% | 2 | 66.7% | 26 | 86.7% | 29 | 85.3% |
| Samantha Turnbull(Write-in) | 0 | 0.0% | 1 | 33.3% | 4 | 13.3% | 5 | 14.7% |
| Unassigned write-ins | 0 | 0.0% | 0 | 0.0% | 0 | 0.0% | 0 | 0.0% |
| Votes Cast: | 1 | | 3 | | 30 | | 34 | |

DEMOCRATIC PARTY NOMINEE FOR 1706 PRECINCT COMMITTEEMAN

| | Absentee Voting | | Early Voting | | Election Day Voting | | Total Votes | |
|------------------|-----------------|--------|--------------|--------|---------------------|--------|-------------|--------|
| Charlie Spindler | 29 | 100.0% | 6 | 100.0% | 42 | 100.0% | 77 | 100.0% |
| Votes Cast: | 29 | | 6 | | 42 | | 77 | |



Unofficial Results

Run time: 2:02:11 PM

Run Date: 5/24/2024

ADA COUNTY, IDAHO

May Primary

05/21/2024

| |
|--|
| Unofficial Results |
| Registered Voters 66,752 of 302,283=22.1% |
| Precincts Reporting 197 of 197=100.0% |

REPUBLICAN PARTY NOMINEE FOR 1706 PRECINCT COMMITTEEMAN

| | Absentee Voting | | Early Voting | | Election Day Voting | | Total Votes | |
|--------------|-----------------|-------|--------------|-------|---------------------|-------|-------------|-------|
| Judy Sargent | 17 | 38.6% | 7 | 63.6% | 59 | 51.8% | 83 | 49.1% |
| Ken Burgess | 27 | 61.4% | 4 | 36.4% | 55 | 48.2% | 86 | 50.9% |
| Votes Cast: | 44 | | 11 | | 114 | | 169 | |

DEMOCRATIC PARTY NOMINEE FOR 1707 PRECINCT COMMITTEEMAN

| | Absentee Voting | | Early Voting | | Election Day Voting | | Total Votes | |
|---------------------|-----------------|--------|--------------|--------|---------------------|--------|-------------|--------|
| James L "Jim" Smart | 42 | 100.0% | 14 | 100.0% | 39 | 100.0% | 95 | 100.0% |
| Votes Cast: | 42 | | 14 | | 39 | | 95 | |

REPUBLICAN PARTY NOMINEE FOR 1707 PRECINCT COMMITTEEMAN

| | Absentee Voting | | Early Voting | | Election Day Voting | | Total Votes | |
|---------------|-----------------|-------|--------------|-------|---------------------|-------|-------------|-------|
| Amy Agenbroad | 34 | 75.6% | 7 | 43.8% | 58 | 61.7% | 99 | 63.9% |
| Wayne Barber | 11 | 24.4% | 9 | 56.3% | 36 | 38.3% | 56 | 36.1% |
| Votes Cast: | 45 | | 16 | | 94 | | 155 | |

DEMOCRATIC PARTY NOMINEE FOR 1708 PRECINCT COMMITTEEMAN

| | Absentee Voting | | Early Voting | | Election Day Voting | | Total Votes | |
|---------------|-----------------|--------|--------------|--------|---------------------|--------|-------------|--------|
| Myfanwy Devoe | 20 | 100.0% | 4 | 100.0% | 13 | 100.0% | 37 | 100.0% |
| Votes Cast: | 20 | | 4 | | 13 | | 37 | |



Unofficial Results

Run time: 2:02:11 PM

Run Date: 5/24/2024

ADA COUNTY, IDAHO

May Primary

05/21/2024

| |
|--|
| Unofficial Results |
| Registered Voters 66,752 of 302,283=22.1% |
| Precincts Reporting 197 of 197=100.0% |

REPUBLICAN PARTY NOMINEE FOR 1708 PRECINCT COMMITTEEMAN

| | Absentee Voting | | Early Voting | | Election Day Voting | | Total Votes | |
|----------------------|-----------------|-------|--------------|-------|---------------------|-------|-------------|-------|
| T. Allen Hoover | 6 | 33.3% | 7 | 77.8% | 20 | 40.0% | 33 | 42.9% |
| Nathan A Fisher, Jr. | 12 | 66.7% | 2 | 22.2% | 30 | 60.0% | 44 | 57.1% |
| Votes Cast: | 18 | | 9 | | 50 | | 77 | |

DEMOCRATIC PARTY NOMINEE FOR 1709 PRECINCT COMMITTEEMAN

| | Absentee Voting | | Early Voting | | Election Day Voting | | Total Votes | |
|--------------|-----------------|--------|--------------|--------|---------------------|--------|-------------|--------|
| Randy Morris | 20 | 100.0% | 12 | 100.0% | 62 | 100.0% | 94 | 100.0% |
| Votes Cast: | 20 | | 12 | | 62 | | 94 | |

REPUBLICAN PARTY NOMINEE FOR 1709 PRECINCT COMMITTEEMAN

| | Absentee Voting | | Early Voting | | Election Day Voting | | Total Votes | |
|----------------|-----------------|-------|--------------|-------|---------------------|-------|-------------|-------|
| James K. Neill | 22 | 84.6% | 4 | 44.4% | 57 | 67.1% | 83 | 69.2% |
| Luke Lemberg | 4 | 15.4% | 5 | 55.6% | 28 | 32.9% | 37 | 30.8% |
| Votes Cast: | 26 | | 9 | | 85 | | 120 | |

DEMOCRATIC PARTY NOMINEE FOR 1710 PRECINCT COMMITTEEMAN

| | Absentee Voting | | Early Voting | | Election Day Voting | | Total Votes | |
|----------------|-----------------|--------|--------------|--------|---------------------|--------|-------------|--------|
| Sally M. Stone | 24 | 100.0% | 11 | 100.0% | 65 | 100.0% | 100 | 100.0% |
| Votes Cast: | 24 | | 11 | | 65 | | 100 | |



Unofficial Results

Run time: 2:02:11 PM

Run Date: 5/24/2024

ADA COUNTY, IDAHO

May Primary

05/21/2024

| |
|--|
| Unofficial Results |
| Registered Voters 66,752 of 302,283=22.1% |
| Precincts Reporting 197 of 197=100.0% |

REPUBLICAN PARTY NOMINEE FOR 1710 PRECINCT COMMITTEEMAN

| | Absentee Voting | | Early Voting | | Election Day Voting | | Total Votes | |
|-------------------|-----------------|-------|--------------|-------|---------------------|-------|-------------|-------|
| Nathan A. Fisher | 10 | 52.6% | 7 | 53.8% | 39 | 54.9% | 56 | 54.4% |
| Matthew K. Jensen | 9 | 47.4% | 6 | 46.2% | 32 | 45.1% | 47 | 45.6% |
| Votes Cast: | 19 | | 13 | | 71 | | 103 | |

DEMOCRATIC PARTY NOMINEE FOR 1711 PRECINCT COMMITTEEMAN

| | Absentee Voting | | Early Voting | | Election Day Voting | | Total Votes | |
|---------------|-----------------|--------|--------------|--------|---------------------|--------|-------------|--------|
| James Du Toit | 20 | 100.0% | 4 | 100.0% | 47 | 100.0% | 71 | 100.0% |
| Votes Cast: | 20 | | 4 | | 47 | | 71 | |

REPUBLICAN PARTY NOMINEE FOR 1711 PRECINCT COMMITTEEMAN

| | Absentee Voting | | Early Voting | | Election Day Voting | | Total Votes | |
|--------------------|-----------------|-------|--------------|-------|---------------------|-------|-------------|-------|
| Randy L. Pritchett | 4 | 36.4% | 2 | 50.0% | 40 | 54.1% | 46 | 51.7% |
| Debra Vincent | 7 | 63.6% | 2 | 50.0% | 34 | 45.9% | 43 | 48.3% |
| Votes Cast: | 11 | | 4 | | 74 | | 89 | |

DEMOCRATIC PARTY NOMINEE FOR 1712 PRECINCT COMMITTEEMAN

| | Absentee Voting | | Early Voting | | Election Day Voting | | Total Votes | |
|-------------|-----------------|--------|--------------|--------|---------------------|--------|-------------|--------|
| Donna Yule | 32 | 100.0% | 10 | 100.0% | 55 | 100.0% | 97 | 100.0% |
| Votes Cast: | 32 | | 10 | | 55 | | 97 | |



Unofficial Results

Run time: 2:02:11 PM

Run Date: 5/24/2024

ADA COUNTY, IDAHO
May Primary
05/21/2024

| |
|--|
| Unofficial Results |
| Registered Voters 66,752 of 302,283=22.1% |
| Precincts Reporting 197 of 197=100.0% |

REPUBLICAN PARTY NOMINEE FOR 1712 PRECINCT COMMITTEEMAN

| | Absentee Voting | | Early Voting | | Election Day Voting | | Total Votes | |
|---------------|-----------------|--------|--------------|--------|---------------------|--------|-------------|--------|
| Cheryl Lowber | 27 | 100.0% | 3 | 100.0% | 57 | 100.0% | 87 | 100.0% |
| Votes Cast: | 27 | | 3 | | 57 | | 87 | |

DEMOCRATIC PARTY NOMINEE FOR 1713 PRECINCT COMMITTEEMAN

| | Absentee Voting | | Early Voting | | Election Day Voting | | Total Votes | |
|---------------|-----------------|--------|--------------|--------|---------------------|--------|-------------|--------|
| Eldon Wallace | 27 | 100.0% | 10 | 100.0% | 55 | 100.0% | 92 | 100.0% |
| Votes Cast: | 27 | | 10 | | 55 | | 92 | |

REPUBLICAN PARTY NOMINEE FOR 1713 PRECINCT COMMITTEEMAN

| | Absentee Voting | | Early Voting | | Election Day Voting | | Total Votes | |
|---------------|-----------------|--------|--------------|--------|---------------------|--------|-------------|--------|
| Darrel Hansen | 10 | 100.0% | 8 | 100.0% | 45 | 100.0% | 63 | 100.0% |
| Votes Cast: | 10 | | 8 | | 45 | | 63 | |

DEMOCRATIC PARTY NOMINEE FOR 1714 PRECINCT COMMITTEEMAN

| | Absentee Voting | | Early Voting | | Election Day Voting | | Total Votes | |
|-----------------|-----------------|--------|--------------|--------|---------------------|--------|-------------|--------|
| Jennifer Beazer | 21 | 100.0% | 5 | 100.0% | 41 | 100.0% | 67 | 100.0% |
| Votes Cast: | 21 | | 5 | | 41 | | 67 | |



Unofficial Results

Run time: 2:02:11 PM

Run Date: 5/24/2024

ADA COUNTY, IDAHO
May Primary
05/21/2024

| |
|--|
| Unofficial Results |
| Registered Voters 66,752 of 302,283=22.1% |
| Precincts Reporting 197 of 197=100.0% |

REPUBLICAN PARTY NOMINEE FOR 1714 PRECINCT COMMITTEEMAN

| | Absentee Voting | | Early Voting | | Election Day Voting | | Total Votes | |
|-------------|-----------------|-------|--------------|-------|---------------------|-------|-------------|-------|
| Paul Lewer | 12 | 70.6% | 10 | 76.9% | 54 | 51.9% | 76 | 56.7% |
| Tyler Kelly | 5 | 29.4% | 3 | 23.1% | 50 | 48.1% | 58 | 43.3% |
| Votes Cast: | 17 | | 13 | | 104 | | 134 | |

DEMOCRATIC PARTY NOMINEE FOR 1715 PRECINCT COMMITTEEMAN

| | Absentee Voting | | Early Voting | | Election Day Voting | | Total Votes | |
|---------------|-----------------|--------|--------------|--------|---------------------|--------|-------------|--------|
| Deliah Flores | 25 | 100.0% | 5 | 100.0% | 29 | 100.0% | 59 | 100.0% |
| Votes Cast: | 25 | | 5 | | 29 | | 59 | |

REPUBLICAN PARTY NOMINEE FOR 1715 PRECINCT COMMITTEEMAN

| | Absentee Voting | | Early Voting | | Election Day Voting | | Total Votes | |
|---------------|-----------------|--------|--------------|--------|---------------------|--------|-------------|--------|
| Dale J. Hager | 17 | 100.0% | 6 | 100.0% | 76 | 100.0% | 99 | 100.0% |
| Votes Cast: | 17 | | 6 | | 76 | | 99 | |

DEMOCRATIC PARTY NOMINEE FOR 1716 PRECINCT COMMITTEEMAN

| | Absentee Voting | | Early Voting | | Election Day Voting | | Total Votes | |
|-------------------|-----------------|--------|--------------|--------|---------------------|--------|-------------|--------|
| Michelle Shillito | 21 | 100.0% | 7 | 100.0% | 46 | 100.0% | 74 | 100.0% |
| Votes Cast: | 21 | | 7 | | 46 | | 74 | |



Unofficial Results

Run time: 2:02:11 PM

Run Date: 5/24/2024

ADA COUNTY, IDAHO
May Primary
05/21/2024

| |
|--|
| Unofficial Results |
| Registered Voters 66,752 of 302,283=22.1% |
| Precincts Reporting 197 of 197=100.0% |

REPUBLICAN PARTY NOMINEE FOR 1716 PRECINCT COMMITTEEMAN

| | Absentee Voting | | Early Voting | | Election Day Voting | | Total Votes | |
|-------------|-----------------|--------|--------------|--------|---------------------|--------|-------------|--------|
| Dave Richey | 28 | 100.0% | 15 | 100.0% | 70 | 100.0% | 113 | 100.0% |
| Votes Cast: | 28 | | 15 | | 70 | | 113 | |

DEMOCRATIC PARTY NOMINEE FOR 1717 PRECINCT COMMITTEEMAN

| | Absentee Voting | | Early Voting | | Election Day Voting | | Total Votes | |
|---------------|-----------------|--------|--------------|--------|---------------------|--------|-------------|--------|
| Sheila Weaver | 21 | 100.0% | 8 | 100.0% | 26 | 100.0% | 55 | 100.0% |
| Votes Cast: | 21 | | 8 | | 26 | | 55 | |

REPUBLICAN PARTY NOMINEE FOR 1717 PRECINCT COMMITTEEMAN

| | Absentee Voting | | Early Voting | | Election Day Voting | | Total Votes | |
|--------------|-----------------|--------|--------------|--------|---------------------|--------|-------------|--------|
| Addie Waxman | 10 | 100.0% | 2 | 100.0% | 53 | 100.0% | 65 | 100.0% |
| Votes Cast: | 10 | | 2 | | 53 | | 65 | |

DEMOCRATIC PARTY NOMINEE FOR 1718 PRECINCT COMMITTEEMAN

| | Absentee Voting | | Early Voting | | Election Day Voting | | Total Votes | |
|------------------------------|-----------------|--------|--------------|--------|---------------------|--------|-------------|--------|
| Benjamin Dale Woodrow Wilson | 24 | 100.0% | 1 | 100.0% | 40 | 100.0% | 65 | 100.0% |
| Votes Cast: | 24 | | 1 | | 40 | | 65 | |

REPUBLICAN PARTY NOMINEE FOR 1718 PRECINCT COMMITTEEMAN

| | Absentee Voting | | Early Voting | | Election Day Voting | | Total Votes | |
|---------------|-----------------|--------|--------------|--------|---------------------|--------|-------------|--------|
| Luke H Kilcup | 17 | 100.0% | 10 | 100.0% | 71 | 100.0% | 98 | 100.0% |
| Votes Cast: | 17 | | 10 | | 71 | | 98 | |



Unofficial Results

Run time: 2:02:11 PM

Run Date: 5/24/2024

ADA COUNTY, IDAHO

May Primary

05/21/2024

| |
|--|
| Unofficial Results |
| Registered Voters 66,752 of 302,283=22.1% |
| Precincts Reporting 197 of 197=100.0% |

DEMOCRATIC PARTY NOMINEE FOR 1719 PRECINCT COMMITTEEMAN

| | Absentee Voting | | Early Voting | | Election Day Voting | | Total Votes | |
|-----------------|-----------------|--------|--------------|--------|---------------------|--------|-------------|--------|
| Hollie K. Conde | 21 | 100.0% | 10 | 100.0% | 44 | 100.0% | 75 | 100.0% |
| Votes Cast: | 21 | | 10 | | 44 | | 75 | |

REPUBLICAN PARTY NOMINEE FOR 1719 PRECINCT COMMITTEEMAN

| | Absentee Voting | | Early Voting | | Election Day Voting | | Total Votes | |
|-------------|-----------------|-------|--------------|-------|---------------------|-------|-------------|-------|
| Dana Rowley | 21 | 84.0% | 8 | 47.1% | 71 | 59.7% | 100 | 62.1% |
| Teresa Luna | 4 | 16.0% | 9 | 52.9% | 48 | 40.3% | 61 | 37.9% |
| Votes Cast: | 25 | | 17 | | 119 | | 161 | |

DEMOCRATIC PARTY NOMINEE FOR 1801 PRECINCT COMMITTEEMAN

| | Absentee Voting | | Early Voting | | Election Day Voting | | Total Votes | |
|---------------|-----------------|--------|--------------|------|---------------------|--------|-------------|--------|
| Matthew Spall | 10 | 100.0% | 0 | 0.0% | 28 | 100.0% | 38 | 100.0% |
| Votes Cast: | 10 | | 0 | | 28 | | 38 | |

REPUBLICAN PARTY NOMINEE FOR 1801 PRECINCT COMMITTEEMAN

| | Absentee Voting | | Early Voting | | Election Day Voting | | Total Votes | |
|-------------|-----------------|-------|--------------|-------|---------------------|-------|-------------|-------|
| Roger Brown | 1 | 50.0% | 2 | 50.0% | 20 | 74.1% | 23 | 69.7% |
| Alan Lamb | 1 | 50.0% | 2 | 50.0% | 7 | 25.9% | 10 | 30.3% |
| Votes Cast: | 2 | | 4 | | 27 | | 33 | |



Unofficial Results

Run time: 2:02:11 PM

Run Date: 5/24/2024

ADA COUNTY, IDAHO
May Primary
05/21/2024

| |
|--|
| Unofficial Results |
| Registered Voters 66,752 of 302,283=22.1% |
| Precincts Reporting 197 of 197=100.0% |

DEMOCRATIC PARTY NOMINEE FOR 1802 PRECINCT COMMITTEEMAN

| | Absentee Voting | | Early Voting | | Election Day Voting | | Total Votes | |
|----------------|-----------------|--------|--------------|--------|---------------------|--------|-------------|--------|
| Chrystal Allen | 7 | 100.0% | 10 | 100.0% | 32 | 100.0% | 49 | 100.0% |
| Votes Cast: | 7 | | 10 | | 32 | | 49 | |

REPUBLICAN PARTY NOMINEE FOR 1802 PRECINCT COMMITTEEMAN

| | Absentee Voting | | Early Voting | | Election Day Voting | | Total Votes | |
|------------------|-----------------|-------|--------------|-------|---------------------|-------|-------------|-------|
| Ryan Litster | 6 | 60.0% | 4 | 50.0% | 18 | 47.4% | 28 | 50.0% |
| Thomas R. Jensen | 4 | 40.0% | 4 | 50.0% | 20 | 52.6% | 28 | 50.0% |
| Votes Cast: | 10 | | 8 | | 38 | | 56 | |

DEMOCRATIC PARTY NOMINEE FOR 1803 PRECINCT COMMITTEEMAN

| | Absentee Voting | | Early Voting | | Election Day Voting | | Total Votes | |
|-------------|-----------------|--------|--------------|--------|---------------------|--------|-------------|--------|
| John Howell | 23 | 100.0% | 6 | 100.0% | 43 | 100.0% | 72 | 100.0% |
| Votes Cast: | 23 | | 6 | | 43 | | 72 | |

REPUBLICAN PARTY NOMINEE FOR 1803 PRECINCT COMMITTEEMAN

| | Absentee Voting | | Early Voting | | Election Day Voting | | Total Votes | |
|-------------|-----------------|--------|--------------|--------|---------------------|--------|-------------|--------|
| Sophia Coe | 21 | 100.0% | 9 | 100.0% | 34 | 100.0% | 64 | 100.0% |
| Votes Cast: | 21 | | 9 | | 34 | | 64 | |



Unofficial Results

Run time: 2:02:11 PM

Run Date: 5/24/2024

ADA COUNTY, IDAHO

May Primary

05/21/2024

| |
|--|
| Unofficial Results |
| Registered Voters 66,752 of 302,283=22.1% |
| Precincts Reporting 197 of 197=100.0% |

DEMOCRATIC PARTY NOMINEE FOR 1804 PRECINCT COMMITTEEMAN

| | Absentee Voting | | Early Voting | | Election Day Voting | | Total Votes | |
|--------------------|-----------------|--------|--------------|--------|---------------------|--------|-------------|--------|
| Alexandra Ann Berg | 27 | 100.0% | 4 | 100.0% | 30 | 100.0% | 61 | 100.0% |
| Votes Cast: | 27 | | 4 | | 30 | | 61 | |

REPUBLICAN PARTY NOMINEE FOR 1804 PRECINCT COMMITTEEMAN

| | Absentee Voting | | Early Voting | | Election Day Voting | | Total Votes | |
|---------------|-----------------|--------|--------------|--------|---------------------|--------|-------------|--------|
| Daniel Murphy | 9 | 100.0% | 4 | 100.0% | 33 | 100.0% | 46 | 100.0% |
| Votes Cast: | 9 | | 4 | | 33 | | 46 | |

DEMOCRATIC PARTY NOMINEE FOR 1805 PRECINCT COMMITTEEMAN

| | Absentee Voting | | Early Voting | | Election Day Voting | | Total Votes | |
|----------------|-----------------|--------|--------------|--------|---------------------|--------|-------------|--------|
| Bill Applegate | 34 | 100.0% | 7 | 100.0% | 56 | 100.0% | 97 | 100.0% |
| Votes Cast: | 34 | | 7 | | 56 | | 97 | |

REPUBLICAN PARTY NOMINEE FOR 1805 PRECINCT COMMITTEEMAN

| | Absentee Voting | | Early Voting | | Election Day Voting | | Total Votes | |
|--------------------------|-----------------|--------|--------------|--------|---------------------|-------|-------------|-------|
| Jared Berryman(Write-in) | 0 | 0.0% | 0 | 0.0% | 10 | 35.7% | 10 | 27.8% |
| Rejected write-ins | 5 | 100.0% | 3 | 100.0% | 18 | 64.3% | 26 | 72.2% |
| Unassigned write-ins | 0 | 0.0% | 0 | 0.0% | 0 | 0.0% | 0 | 0.0% |
| Votes Cast: | 5 | | 3 | | 28 | | 36 | |



Unofficial Results

Run time: 2:02:11 PM

Run Date: 5/24/2024

ADA COUNTY, IDAHO

May Primary

05/21/2024

| |
|--|
| Unofficial Results |
| Registered Voters 66,752 of 302,283=22.1% |
| Precincts Reporting 197 of 197=100.0% |

DEMOCRATIC PARTY NOMINEE FOR 1806 PRECINCT COMMITTEEMAN

| | Absentee Voting | | Early Voting | | Election Day Voting | | Total Votes | |
|-----------------|-----------------|--------|--------------|--------|---------------------|--------|-------------|--------|
| Martha Ann Lane | 33 | 100.0% | 10 | 100.0% | 34 | 100.0% | 77 | 100.0% |
| Votes Cast: | 33 | | 10 | | 34 | | 77 | |

REPUBLICAN PARTY NOMINEE FOR 1806 PRECINCT COMMITTEEMAN

| | Absentee Voting | | Early Voting | | Election Day Voting | | Total Votes | |
|-----------------|-----------------|--------|--------------|--------|---------------------|--------|-------------|--------|
| Bradley Bolicek | 19 | 100.0% | 8 | 100.0% | 57 | 100.0% | 84 | 100.0% |
| Votes Cast: | 19 | | 8 | | 57 | | 84 | |

DEMOCRATIC PARTY NOMINEE FOR 1807 PRECINCT COMMITTEEMAN

| | Absentee Voting | | Early Voting | | Election Day Voting | | Total Votes | |
|-----------------------|-----------------|--------|--------------|--------|---------------------|--------|-------------|--------|
| A.K. Lienhart-Minnick | 42 | 100.0% | 21 | 100.0% | 43 | 100.0% | 106 | 100.0% |
| Votes Cast: | 42 | | 21 | | 43 | | 106 | |

REPUBLICAN PARTY NOMINEE FOR 1807 PRECINCT COMMITTEEMAN

| | Absentee Voting | | Early Voting | | Election Day Voting | | Total Votes | |
|-----------------|-----------------|--------|--------------|--------|---------------------|--------|-------------|--------|
| Cheryl A Miller | 51 | 100.0% | 12 | 100.0% | 92 | 100.0% | 155 | 100.0% |
| Votes Cast: | 51 | | 12 | | 92 | | 155 | |

DEMOCRATIC PARTY NOMINEE FOR 1808 PRECINCT COMMITTEEMAN

| | Absentee Voting | | Early Voting | | Election Day Voting | | Total Votes | |
|----------------|-----------------|--------|--------------|--------|---------------------|--------|-------------|--------|
| Harmony R Soto | 24 | 100.0% | 2 | 100.0% | 43 | 100.0% | 69 | 100.0% |
| Votes Cast: | 24 | | 2 | | 43 | | 69 | |



Unofficial Results

Run time: 2:02:11 PM

Run Date: 5/24/2024

ADA COUNTY, IDAHO

May Primary

05/21/2024

| |
|--|
| Unofficial Results |
| Registered Voters 66,752 of 302,283=22.1% |
| Precincts Reporting 197 of 197=100.0% |

REPUBLICAN PARTY NOMINEE FOR 1808 PRECINCT COMMITTEEMAN

| | Absentee Voting | | Early Voting | | Election Day Voting | | Total Votes | |
|-------------------|-----------------|--------|--------------|--------|---------------------|--------|-------------|--------|
| Mary-Kate Johnson | 14 | 100.0% | 13 | 100.0% | 72 | 100.0% | 99 | 100.0% |
| Votes Cast: | 14 | | 13 | | 72 | | 99 | |

DEMOCRATIC PARTY NOMINEE FOR 1809 PRECINCT COMMITTEEMAN

| | Absentee Voting | | Early Voting | | Election Day Voting | | Total Votes | |
|----------------------|-----------------|--------|--------------|--------|---------------------|--------|-------------|--------|
| Heidi Lucille Bogert | 38 | 100.0% | 11 | 100.0% | 47 | 100.0% | 96 | 100.0% |
| Votes Cast: | 38 | | 11 | | 47 | | 96 | |

REPUBLICAN PARTY NOMINEE FOR 1809 PRECINCT COMMITTEEMAN

| | Absentee Voting | | Early Voting | | Election Day Voting | | Total Votes | |
|-----------------|-----------------|--------|--------------|--------|---------------------|--------|-------------|--------|
| Jodie Dickerson | 18 | 100.0% | 6 | 100.0% | 57 | 100.0% | 81 | 100.0% |
| Votes Cast: | 18 | | 6 | | 57 | | 81 | |

REPUBLICAN PARTY NOMINEE FOR 1810 PRECINCT COMMITTEEMAN

| | Absentee Voting | | Early Voting | | Election Day Voting | | Total Votes | |
|---------------------|-----------------|--------|--------------|--------|---------------------|--------|-------------|--------|
| Donnel (Don) Arnold | 27 | 100.0% | 14 | 100.0% | 82 | 100.0% | 123 | 100.0% |
| Votes Cast: | 27 | | 14 | | 82 | | 123 | |

DEMOCRATIC PARTY NOMINEE FOR 1811 PRECINCT COMMITTEEMAN

| | Absentee Voting | | Early Voting | | Election Day Voting | | Total Votes | |
|----------------|-----------------|--------|--------------|--------|---------------------|--------|-------------|--------|
| Dena E. Duncan | 33 | 100.0% | 10 | 100.0% | 46 | 100.0% | 89 | 100.0% |
| Votes Cast: | 33 | | 10 | | 46 | | 89 | |



Unofficial Results

Run time: 2:02:11 PM

Run Date: 5/24/2024

ADA COUNTY, IDAHO

May Primary

05/21/2024

| |
|--|
| Unofficial Results |
| Registered Voters 66,752 of 302,283=22.1% |
| Precincts Reporting 197 of 197=100.0% |

REPUBLICAN PARTY NOMINEE FOR 1811 PRECINCT COMMITTEEMAN

| | Absentee Voting | | Early Voting | | Election Day Voting | | Total Votes | |
|-------------------|-----------------|--------|--------------|--------|---------------------|--------|-------------|--------|
| Karren Farnsworth | 26 | 100.0% | 10 | 100.0% | 82 | 100.0% | 118 | 100.0% |
| Votes Cast: | 26 | | 10 | | 82 | | 118 | |

DEMOCRATIC PARTY NOMINEE FOR 1812 PRECINCT COMMITTEEMAN

| | Absentee Voting | | Early Voting | | Election Day Voting | | Total Votes | |
|-------------|-----------------|--------|--------------|--------|---------------------|--------|-------------|--------|
| Janice Boyd | 41 | 100.0% | 11 | 100.0% | 51 | 100.0% | 103 | 100.0% |
| Votes Cast: | 41 | | 11 | | 51 | | 103 | |

REPUBLICAN PARTY NOMINEE FOR 1812 PRECINCT COMMITTEEMAN

| | Absentee Voting | | Early Voting | | Election Day Voting | | Total Votes | |
|------------------|-----------------|-------|--------------|-------|---------------------|-------|-------------|-------|
| Elizabeth Hatter | 33 | 54.1% | 6 | 54.5% | 25 | 22.5% | 64 | 35.0% |
| Travis Bretton | 28 | 45.9% | 5 | 45.5% | 86 | 77.5% | 119 | 65.0% |
| Votes Cast: | 61 | | 11 | | 111 | | 183 | |

REPUBLICAN PARTY NOMINEE FOR 1813 PRECINCT COMMITTEEMAN

| | Absentee Voting | | Early Voting | | Election Day Voting | | Total Votes | |
|--------------|-----------------|-------|--------------|-------|---------------------|-------|-------------|-------|
| Sarah Nelson | 37 | 72.5% | 10 | 41.7% | 67 | 49.3% | 114 | 54.0% |
| Lettie Kirk | 14 | 27.5% | 14 | 58.3% | 69 | 50.7% | 97 | 46.0% |
| Votes Cast: | 51 | | 24 | | 136 | | 211 | |



Unofficial Results

Run time: 2:02:11 PM

Run Date: 5/24/2024

ADA COUNTY, IDAHO

May Primary

05/21/2024

| |
|--|
| Unofficial Results |
| Registered Voters 66,752 of 302,283=22.1% |
| Precincts Reporting 197 of 197=100.0% |

DEMOCRATIC PARTY NOMINEE FOR 1814 PRECINCT COMMITTEEMAN

| | Absentee Voting | | Early Voting | | Election Day Voting | | Total Votes | |
|----------------|-----------------|--------|--------------|--------|---------------------|--------|-------------|--------|
| Malena Schubin | 29 | 100.0% | 4 | 100.0% | 28 | 100.0% | 61 | 100.0% |
| Votes Cast: | 29 | | 4 | | 28 | | 61 | |

REPUBLICAN PARTY NOMINEE FOR 1814 PRECINCT COMMITTEEMAN

| | Absentee Voting | | Early Voting | | Election Day Voting | | Total Votes | |
|--------------|-----------------|-------|--------------|-------|---------------------|-------|-------------|-------|
| Amy Lombardo | 12 | 54.5% | 6 | 50.0% | 72 | 68.6% | 90 | 64.7% |
| Keith Daris | 10 | 45.5% | 6 | 50.0% | 33 | 31.4% | 49 | 35.3% |
| Votes Cast: | 22 | | 12 | | 105 | | 139 | |

REPUBLICAN PARTY NOMINEE FOR 1815 PRECINCT COMMITTEEMAN

| | Absentee Voting | | Early Voting | | Election Day Voting | | Total Votes | |
|-------------|-----------------|-------|--------------|-------|---------------------|-------|-------------|-------|
| Greg Ogden | 10 | 62.5% | 3 | 75.0% | 43 | 68.3% | 56 | 67.5% |
| Nyck Adams | 6 | 37.5% | 1 | 25.0% | 20 | 31.7% | 27 | 32.5% |
| Votes Cast: | 16 | | 4 | | 63 | | 83 | |

REPUBLICAN PARTY NOMINEE FOR 1816 PRECINCT COMMITTEEMAN

| | Absentee Voting | | Early Voting | | Election Day Voting | | Total Votes | |
|---------------|-----------------|-------|--------------|-------|---------------------|-------|-------------|-------|
| Sherry Pence | 8 | 29.6% | 7 | 33.3% | 58 | 45.0% | 73 | 41.2% |
| Megan Reichle | 19 | 70.4% | 14 | 66.7% | 71 | 55.0% | 104 | 58.8% |
| Votes Cast: | 27 | | 21 | | 129 | | 177 | |



Unofficial Results

Run time: 2:02:11 PM

Run Date: 5/24/2024

ADA COUNTY, IDAHO

May Primary

05/21/2024

| |
|--|
| Unofficial Results |
| Registered Voters 66,752 of 302,283=22.1% |
| Precincts Reporting 197 of 197=100.0% |

DEMOCRATIC PARTY NOMINEE FOR 1817 PRECINCT COMMITTEEMAN

| | Absentee Voting | | Early Voting | | Election Day Voting | | Total Votes | |
|-----------------|-----------------|--------|--------------|--------|---------------------|--------|-------------|--------|
| Michal Voloshen | 15 | 100.0% | 8 | 100.0% | 37 | 100.0% | 60 | 100.0% |
| Votes Cast: | 15 | | 8 | | 37 | | 60 | |

REPUBLICAN PARTY NOMINEE FOR 1817 PRECINCT COMMITTEEMAN

| | Absentee Voting | | Early Voting | | Election Day Voting | | Total Votes | |
|---------------|-----------------|--------|--------------|--------|---------------------|--------|-------------|--------|
| Kaila Maguire | 22 | 100.0% | 7 | 100.0% | 81 | 100.0% | 110 | 100.0% |
| Votes Cast: | 22 | | 7 | | 81 | | 110 | |

DEMOCRATIC PARTY NOMINEE FOR 1818 PRECINCT COMMITTEEMAN

| | Absentee Voting | | Early Voting | | Election Day Voting | | Total Votes | |
|-----------------|-----------------|--------|--------------|--------|---------------------|--------|-------------|--------|
| Steve Patterson | 27 | 100.0% | 11 | 100.0% | 29 | 100.0% | 67 | 100.0% |
| Votes Cast: | 27 | | 11 | | 29 | | 67 | |

REPUBLICAN PARTY NOMINEE FOR 1818 PRECINCT COMMITTEEMAN

| | Absentee Voting | | Early Voting | | Election Day Voting | | Total Votes | |
|---------------|-----------------|-------|--------------|-------|---------------------|-------|-------------|-------|
| Dawn Retzlaff | 14 | 29.8% | 3 | 27.3% | 76 | 40.2% | 93 | 37.7% |
| Emily McClure | 33 | 70.2% | 8 | 72.7% | 113 | 59.8% | 154 | 62.3% |
| Votes Cast: | 47 | | 11 | | 189 | | 247 | |



Unofficial Results

Run time: 2:02:11 PM

Run Date: 5/24/2024

ADA COUNTY, IDAHO
May Primary
05/21/2024

| |
|--|
| Unofficial Results |
| Registered Voters 66,752 of 302,283=22.1% |
| Precincts Reporting 197 of 197=100.0% |

DEMOCRATIC PARTY NOMINEE FOR 1819 PRECINCT COMMITTEEMAN

| | Absentee Voting | | Early Voting | | Election Day Voting | | Total Votes | |
|-------------|-----------------|--------|--------------|--------|---------------------|--------|-------------|--------|
| Dawn Cisper | 43 | 100.0% | 6 | 100.0% | 15 | 100.0% | 64 | 100.0% |
| Votes Cast: | 43 | | 6 | | 15 | | 64 | |

REPUBLICAN PARTY NOMINEE FOR 1819 PRECINCT COMMITTEEMAN

| | Absentee Voting | | Early Voting | | Election Day Voting | | Total Votes | |
|---------------|-----------------|-------|--------------|-------|---------------------|-------|-------------|-------|
| Betty Johnson | 42 | 47.2% | 18 | 50.0% | 53 | 38.1% | 113 | 42.8% |
| Kent S. Kunz | 47 | 52.8% | 18 | 50.0% | 86 | 61.9% | 151 | 57.2% |
| Votes Cast: | 89 | | 36 | | 139 | | 264 | |

REPUBLICAN PARTY NOMINEE FOR 1820 PRECINCT COMMITTEEMAN

| | Absentee Voting | | Early Voting | | Election Day Voting | | Total Votes | |
|-----------------------|-----------------|--------|--------------|--------|---------------------|--------|-------------|--------|
| Sandra Coulter-Stoner | 27 | 100.0% | 13 | 100.0% | 65 | 100.0% | 105 | 100.0% |
| Votes Cast: | 27 | | 13 | | 65 | | 105 | |

DEMOCRATIC PARTY NOMINEE FOR 1901 PRECINCT COMMITTEEMAN

| | Absentee Voting | | Early Voting | | Election Day Voting | | Total Votes | |
|------------------|-----------------|--------|--------------|--------|---------------------|--------|-------------|--------|
| Cassandra Horner | 15 | 100.0% | 2 | 100.0% | 23 | 100.0% | 40 | 100.0% |
| Votes Cast: | 15 | | 2 | | 23 | | 40 | |



Unofficial Results

Run time: 2:02:11 PM

Run Date: 5/24/2024

ADA COUNTY, IDAHO

May Primary

05/21/2024

| |
|--|
| Unofficial Results |
| Registered Voters 66,752 of 302,283=22.1% |
| Precincts Reporting 197 of 197=100.0% |

REPUBLICAN PARTY NOMINEE FOR 1901 PRECINCT COMMITTEEMAN

| | Absentee Voting | | Early Voting | | Election Day Voting | | Total Votes | |
|----------------|-----------------|-------|--------------|-------|---------------------|-------|-------------|-------|
| Clyde Dornier | 24 | 45.3% | 11 | 37.9% | 83 | 33.2% | 118 | 35.5% |
| Stephen DeGrey | 29 | 54.7% | 18 | 62.1% | 167 | 66.8% | 214 | 64.5% |
| Votes Cast: | 53 | | 29 | | 250 | | 332 | |

REPUBLICAN PARTY NOMINEE FOR 1902 PRECINCT COMMITTEEMAN

| | Absentee Voting | | Early Voting | | Election Day Voting | | Total Votes | |
|-----------------|-----------------|-------|--------------|-------|---------------------|-------|-------------|-------|
| Melinda Kinsman | 36 | 85.7% | 21 | 87.5% | 108 | 75.5% | 165 | 78.9% |
| Jeremy Litster | 6 | 14.3% | 3 | 12.5% | 35 | 24.5% | 44 | 21.1% |
| Votes Cast: | 42 | | 24 | | 143 | | 209 | |

REPUBLICAN PARTY NOMINEE FOR 1903 PRECINCT COMMITTEEMAN

| | Absentee Voting | | Early Voting | | Election Day Voting | | Total Votes | |
|-------------|-----------------|-------|--------------|-------|---------------------|-------|-------------|-------|
| Will Hart | 18 | 43.9% | 10 | 90.9% | 87 | 57.2% | 115 | 56.4% |
| Katy Sabala | 23 | 56.1% | 1 | 9.1% | 65 | 42.8% | 89 | 43.6% |
| Votes Cast: | 41 | | 11 | | 152 | | 204 | |

REPUBLICAN PARTY NOMINEE FOR 1904 PRECINCT COMMITTEEMAN

| | Absentee Voting | | Early Voting | | Election Day Voting | | Total Votes | |
|-------------|-----------------|--------|--------------|--------|---------------------|--------|-------------|--------|
| Loras Prier | 21 | 100.0% | 21 | 100.0% | 62 | 100.0% | 104 | 100.0% |
| Votes Cast: | 21 | | 21 | | 62 | | 104 | |



Unofficial Results

Run time: 2:02:11 PM

Run Date: 5/24/2024

ADA COUNTY, IDAHO
May Primary
05/21/2024

| |
|--|
| Unofficial Results |
| Registered Voters 66,752 of 302,283=22.1% |
| Precincts Reporting 197 of 197=100.0% |

DEMOCRATIC PARTY NOMINEE FOR 1905 PRECINCT COMMITTEEMAN

| | Absentee Voting | | Early Voting | | Election Day Voting | | Total Votes | |
|-------------|-----------------|--------|--------------|--------|---------------------|--------|-------------|--------|
| Meg Fereday | 43 | 100.0% | 17 | 100.0% | 65 | 100.0% | 125 | 100.0% |
| Votes Cast: | 43 | | 17 | | 65 | | 125 | |

REPUBLICAN PARTY NOMINEE FOR 1905 PRECINCT COMMITTEEMAN

| | Absentee Voting | | Early Voting | | Election Day Voting | | Total Votes | |
|--------------|-----------------|-------|--------------|-------|---------------------|-------|-------------|-------|
| Dave Litster | 56 | 70.0% | 17 | 60.7% | 113 | 78.5% | 186 | 73.8% |
| Vicki Keen | 24 | 30.0% | 11 | 39.3% | 31 | 21.5% | 66 | 26.2% |
| Votes Cast: | 80 | | 28 | | 144 | | 252 | |

DEMOCRATIC PARTY NOMINEE FOR 1906 PRECINCT COMMITTEEMAN

| | Absentee Voting | | Early Voting | | Election Day Voting | | Total Votes | |
|--------------|-----------------|--------|--------------|--------|---------------------|--------|-------------|--------|
| Rita Sherman | 19 | 100.0% | 7 | 100.0% | 29 | 100.0% | 55 | 100.0% |
| Votes Cast: | 19 | | 7 | | 29 | | 55 | |

REPUBLICAN PARTY NOMINEE FOR 1906 PRECINCT COMMITTEEMAN

| | Absentee Voting | | Early Voting | | Election Day Voting | | Total Votes | |
|------------------|-----------------|-------|--------------|-------|---------------------|-------|-------------|-------|
| Robert Uebelher | 25 | 45.5% | 6 | 31.6% | 65 | 29.4% | 96 | 32.5% |
| Stephen Chrysler | 30 | 54.5% | 13 | 68.4% | 156 | 70.6% | 199 | 67.5% |
| Votes Cast: | 55 | | 19 | | 221 | | 295 | |



Unofficial Results
Run time: 2:02:11 PM
Run Date: 5/24/2024

ADA COUNTY, IDAHO

May Primary

05/21/2024

| |
|--|
| Unofficial Results |
| Registered Voters 66,752 of 302,283=22.1% |
| Precincts Reporting 197 of 197=100.0% |

REPUBLICAN PARTY NOMINEE FOR 1907 PRECINCT COMMITTEEMAN

| | Absentee Voting | | Early Voting | | Election Day Voting | | Total Votes | |
|-------------|-----------------|--------|--------------|--------|---------------------|--------|-------------|--------|
| Nick Barber | 30 | 100.0% | 16 | 100.0% | 77 | 100.0% | 123 | 100.0% |
| Votes Cast: | 30 | | 16 | | 77 | | 123 | |

DEMOCRATIC PARTY NOMINEE FOR 1908 PRECINCT COMMITTEEMAN

| | Absentee Voting | | Early Voting | | Election Day Voting | | Total Votes | |
|---------------------|-----------------|--------|--------------|--------|---------------------|--------|-------------|--------|
| James Bradley Sears | 20 | 100.0% | 10 | 100.0% | 21 | 100.0% | 51 | 100.0% |
| Votes Cast: | 20 | | 10 | | 21 | | 51 | |

REPUBLICAN PARTY NOMINEE FOR 1908 PRECINCT COMMITTEEMAN

| | Absentee Voting | | Early Voting | | Election Day Voting | | Total Votes | |
|--------------|-----------------|--------|--------------|--------|---------------------|--------|-------------|--------|
| Nici Uhlmann | 4 | 100.0% | 8 | 100.0% | 74 | 100.0% | 86 | 100.0% |
| Votes Cast: | 4 | | 8 | | 74 | | 86 | |

REPUBLICAN PARTY NOMINEE FOR 1909 PRECINCT COMMITTEEMAN

| | Absentee Voting | | Early Voting | | Election Day Voting | | Total Votes | |
|--------------|-----------------|--------|--------------|--------|---------------------|--------|-------------|--------|
| Matthew Hebb | 12 | 100.0% | 9 | 100.0% | 56 | 100.0% | 77 | 100.0% |
| Votes Cast: | 12 | | 9 | | 56 | | 77 | |

REPUBLICAN PARTY NOMINEE FOR 1910 PRECINCT COMMITTEEMAN

| | Absentee Voting | | Early Voting | | Election Day Voting | | Total Votes | |
|--------------|-----------------|--------|--------------|--------|---------------------|--------|-------------|--------|
| Jim Feederle | 14 | 100.0% | 6 | 100.0% | 63 | 100.0% | 83 | 100.0% |
| Votes Cast: | 14 | | 6 | | 63 | | 83 | |



Unofficial Results

Run time: 2:02:11 PM

Run Date: 5/24/2024

ADA COUNTY, IDAHO

May Primary

05/21/2024

| |
|--|
| Unofficial Results |
| Registered Voters 66,752 of 302,283=22.1% |
| Precincts Reporting 197 of 197=100.0% |

DEMOCRATIC PARTY NOMINEE FOR 1911 PRECINCT COMMITTEEMAN

| | Absentee Voting | | Early Voting | | Election Day Voting | | Total Votes | |
|------------------|-----------------|--------|--------------|--------|---------------------|--------|-------------|--------|
| Barbara Abersold | 42 | 100.0% | 11 | 100.0% | 67 | 100.0% | 120 | 100.0% |
| Votes Cast: | 42 | | 11 | | 67 | | 120 | |

REPUBLICAN PARTY NOMINEE FOR 1911 PRECINCT COMMITTEEMAN

| | Absentee Voting | | Early Voting | | Election Day Voting | | Total Votes | |
|----------------|-----------------|--------|--------------|--------|---------------------|--------|-------------|--------|
| Jessica Bryant | 19 | 100.0% | 13 | 100.0% | 100 | 100.0% | 132 | 100.0% |
| Votes Cast: | 19 | | 13 | | 100 | | 132 | |

REPUBLICAN PARTY NOMINEE FOR 1912 PRECINCT COMMITTEEMAN

| | Absentee Voting | | Early Voting | | Election Day Voting | | Total Votes | |
|--------------|-----------------|-------|--------------|-------|---------------------|-------|-------------|-------|
| Jacob Miller | 25 | 71.4% | 7 | 58.3% | 75 | 73.5% | 107 | 71.8% |
| Hank Harris | 10 | 28.6% | 5 | 41.7% | 27 | 26.5% | 42 | 28.2% |
| Votes Cast: | 35 | | 12 | | 102 | | 149 | |

REPUBLICAN PARTY NOMINEE FOR 1913 PRECINCT COMMITTEEMAN

| | Absentee Voting | | Early Voting | | Election Day Voting | | Total Votes | |
|---------------------|-----------------|-------|--------------|-------|---------------------|-------|-------------|-------|
| Mona L. Warchol | 10 | 26.3% | 8 | 50.0% | 29 | 25.7% | 47 | 28.1% |
| Robert H McQuade Sr | 28 | 73.7% | 8 | 50.0% | 84 | 74.3% | 120 | 71.9% |
| Votes Cast: | 38 | | 16 | | 113 | | 167 | |



Unofficial Results

Run time: 2:02:11 PM

Run Date: 5/24/2024

ADA COUNTY, IDAHO

May Primary

05/21/2024

| |
|--|
| Unofficial Results |
| Registered Voters 66,752 of 302,283=22.1% |
| Precincts Reporting 197 of 197=100.0% |

DEMOCRATIC PARTY NOMINEE FOR 1914 PRECINCT COMMITTEEMAN

| | Absentee Voting | | Early Voting | | Election Day Voting | | Total Votes | |
|-------------|-----------------|--------|--------------|--------|---------------------|--------|-------------|--------|
| Ken Harris | 28 | 100.0% | 7 | 100.0% | 66 | 100.0% | 101 | 100.0% |
| Votes Cast: | 28 | | 7 | | 66 | | 101 | |

REPUBLICAN PARTY NOMINEE FOR 1914 PRECINCT COMMITTEEMAN

| | Absentee Voting | | Early Voting | | Election Day Voting | | Total Votes | |
|------------------------|-----------------|-------|--------------|-------|---------------------|-------|-------------|-------|
| Robert H. McQuade, Jr. | 34 | 91.9% | 14 | 82.4% | 89 | 71.8% | 137 | 77.0% |
| Michelle Watts | 3 | 8.1% | 3 | 17.6% | 35 | 28.2% | 41 | 23.0% |
| Votes Cast: | 37 | | 17 | | 124 | | 178 | |

DEMOCRATIC PARTY NOMINEE FOR 1915 PRECINCT COMMITTEEMAN

| | Absentee Voting | | Early Voting | | Election Day Voting | | Total Votes | |
|------------------|-----------------|--------|--------------|--------|---------------------|--------|-------------|--------|
| Lesley Hollister | 31 | 100.0% | 13 | 100.0% | 68 | 100.0% | 112 | 100.0% |
| Votes Cast: | 31 | | 13 | | 68 | | 112 | |

REPUBLICAN PARTY NOMINEE FOR 1915 PRECINCT COMMITTEEMAN

| | Absentee Voting | | Early Voting | | Election Day Voting | | Total Votes | |
|-------------|-----------------|--------|--------------|--------|---------------------|--------|-------------|--------|
| Anne Howie | 12 | 100.0% | 11 | 100.0% | 34 | 100.0% | 57 | 100.0% |
| Votes Cast: | 12 | | 11 | | 34 | | 57 | |



Unofficial Results

Run time: 2:02:11 PM

Run Date: 5/24/2024

ADA COUNTY, IDAHO

May Primary

05/21/2024

| |
|--|
| Unofficial Results |
| Registered Voters 66,752 of 302,283=22.1% |
| Precincts Reporting 197 of 197=100.0% |

REPUBLICAN PARTY NOMINEE FOR 1916 PRECINCT COMMITTEEMAN

| | Absentee Voting | | Early Voting | | Election Day Voting | | Total Votes | |
|------------------|-----------------|--------|--------------|--------|---------------------|--------|-------------|--------|
| Connie MacMillan | 6 | 100.0% | 8 | 100.0% | 45 | 100.0% | 59 | 100.0% |
| Votes Cast: | 6 | | 8 | | 45 | | 59 | |

DEMOCRATIC PARTY NOMINEE FOR 1917 PRECINCT COMMITTEEMAN

| | Absentee Voting | | Early Voting | | Election Day Voting | | Total Votes | |
|-----------------|-----------------|--------|--------------|--------|---------------------|--------|-------------|--------|
| Lauren Necochea | 40 | 100.0% | 17 | 100.0% | 88 | 100.0% | 145 | 100.0% |
| Votes Cast: | 40 | | 17 | | 88 | | 145 | |

REPUBLICAN PARTY NOMINEE FOR 1917 PRECINCT COMMITTEEMAN

| | Absentee Voting | | Early Voting | | Election Day Voting | | Total Votes | |
|---------------|-----------------|-------|--------------|-------|---------------------|-------|-------------|-------|
| Lynn Bradescu | 13 | 40.6% | 10 | 35.7% | 25 | 21.7% | 48 | 27.4% |
| Dave High | 19 | 59.4% | 18 | 64.3% | 90 | 78.3% | 127 | 72.6% |
| Votes Cast: | 32 | | 28 | | 115 | | 175 | |

REPUBLICAN PARTY NOMINEE FOR 1918 PRECINCT COMMITTEEMAN

| | Absentee Voting | | Early Voting | | Election Day Voting | | Total Votes | |
|---------------|-----------------|-------|--------------|-------|---------------------|-------|-------------|-------|
| Nikki Wallace | 27 | 90.0% | 15 | 88.2% | 61 | 79.2% | 103 | 83.1% |
| Darcy Horton | 3 | 10.0% | 2 | 11.8% | 16 | 20.8% | 21 | 16.9% |
| Votes Cast: | 30 | | 17 | | 77 | | 124 | |



Unofficial Results
Run time: 2:02:11 PM
Run Date: 5/24/2024

ADA COUNTY, IDAHO
May Primary
05/21/2024

| |
|--|
| Unofficial Results |
| Registered Voters 66,752 of 302,283=22.1% |
| Precincts Reporting 197 of 197=100.0% |

REPUBLICAN PARTY NOMINEE FOR 1919 PRECINCT COMMITTEEMAN

| | Absentee Voting | | Early Voting | | Election Day Voting | | Total Votes | |
|---------------|-----------------|--------|--------------|--------|---------------------|--------|-------------|--------|
| Stanley Roach | 9 | 100.0% | 9 | 100.0% | 35 | 100.0% | 53 | 100.0% |
| Votes Cast: | 9 | | 9 | | 35 | | 53 | |

LIBERTARIAN PARTY NOMINEE FOR 1920 PRECINCT COMMITTEEMAN

| | Absentee Voting | | Early Voting | | Election Day Voting | | Total Votes | |
|-------------|-----------------|------|--------------|------|---------------------|--------|-------------|--------|
| Joe Evans | 0 | 0.0% | 0 | 0.0% | 1 | 100.0% | 1 | 100.0% |
| Votes Cast: | 0 | | 0 | | 1 | | 1 | |

REPUBLICAN PARTY NOMINEE FOR 1920 PRECINCT COMMITTEEMAN

| | Absentee Voting | | Early Voting | | Election Day Voting | | Total Votes | |
|------------------|-----------------|--------|--------------|--------|---------------------|--------|-------------|--------|
| Melanie Hamilton | 5 | 100.0% | 10 | 100.0% | 25 | 100.0% | 40 | 100.0% |
| Votes Cast: | 5 | | 10 | | 25 | | 40 | |

DEMOCRATIC PARTY NOMINEE FOR 1921 PRECINCT COMMITTEEMAN

| | Absentee Voting | | Early Voting | | Election Day Voting | | Total Votes | |
|----------------|-----------------|--------|--------------|--------|---------------------|--------|-------------|--------|
| Richard Peebly | 29 | 100.0% | 28 | 100.0% | 47 | 100.0% | 104 | 100.0% |
| Votes Cast: | 29 | | 28 | | 47 | | 104 | |



Unofficial Results

Run time: 2:02:11 PM

Run Date: 5/24/2024

ADA COUNTY, IDAHO

May Primary

05/21/2024

| |
|--|
| Unofficial Results |
| Registered Voters 66,752 of 302,283=22.1% |
| Precincts Reporting 197 of 197=100.0% |

REPUBLICAN PARTY NOMINEE FOR 1921 PRECINCT COMMITTEEMAN

| | Absentee Voting | | Early Voting | | Election Day Voting | | Total Votes | |
|------------------------|-----------------|-------|--------------|-------|---------------------|-------|-------------|-------|
| Armando E. Roggio, Sr. | 21 | 45.7% | 10 | 32.3% | 18 | 30.0% | 49 | 35.8% |
| Amos J. Rothstein | 25 | 54.3% | 21 | 67.7% | 42 | 70.0% | 88 | 64.2% |
| Votes Cast: | 46 | | 31 | | 60 | | 137 | |

REPUBLICAN PARTY NOMINEE FOR 1922 PRECINCT COMMITTEEMAN

| | Absentee Voting | | Early Voting | | Election Day Voting | | Total Votes | |
|--------------|-----------------|-------|--------------|-------|---------------------|-------|-------------|-------|
| Mary Stock | 13 | 59.1% | 7 | 63.6% | 24 | 47.1% | 44 | 52.4% |
| Trenton Kemp | 9 | 40.9% | 4 | 36.4% | 27 | 52.9% | 40 | 47.6% |
| Votes Cast: | 22 | | 11 | | 51 | | 84 | |

DEMOCRATIC PARTY NOMINEE FOR 1923 PRECINCT COMMITTEEMAN

| | Absentee Voting | | Early Voting | | Election Day Voting | | Total Votes | |
|--------------|-----------------|--------|--------------|--------|---------------------|--------|-------------|--------|
| Kayla Dodson | 53 | 100.0% | 18 | 100.0% | 78 | 100.0% | 149 | 100.0% |
| Votes Cast: | 53 | | 18 | | 78 | | 149 | |

REPUBLICAN PARTY NOMINEE FOR 1923 PRECINCT COMMITTEEMAN

| | Absentee Voting | | Early Voting | | Election Day Voting | | Total Votes | |
|-------------------|-----------------|-------|--------------|-------|---------------------|-------|-------------|-------|
| Jason Kreizenbeck | 40 | 71.4% | 18 | 75.0% | 79 | 73.1% | 137 | 72.9% |
| Cathleen Hurwitz | 16 | 28.6% | 6 | 25.0% | 29 | 26.9% | 51 | 27.1% |
| Votes Cast: | 56 | | 24 | | 108 | | 188 | |



Unofficial Results

Run time: 2:02:11 PM

Run Date: 5/24/2024

ADA COUNTY, IDAHO

May Primary

05/21/2024

| |
|--|
| Unofficial Results |
| Registered Voters 66,752 of 302,283=22.1% |
| Precincts Reporting 197 of 197=100.0% |

DEMOCRATIC PARTY NOMINEE FOR 1924 PRECINCT COMMITTEEMAN

| | Absentee Voting | | Early Voting | | Election Day Voting | | Total Votes | |
|-------------|-----------------|--------|--------------|--------|---------------------|--------|-------------|--------|
| Lynn Strong | 30 | 100.0% | 12 | 100.0% | 47 | 100.0% | 89 | 100.0% |
| Votes Cast: | 30 | | 12 | | 47 | | 89 | |

REPUBLICAN PARTY NOMINEE FOR 1924 PRECINCT COMMITTEEMAN

| | Absentee Voting | | Early Voting | | Election Day Voting | | Total Votes | |
|-------------|-----------------|--------|--------------|--------|---------------------|--------|-------------|--------|
| Scott Crum | 20 | 100.0% | 20 | 100.0% | 83 | 100.0% | 123 | 100.0% |
| Votes Cast: | 20 | | 20 | | 83 | | 123 | |

REPUBLICAN PARTY NOMINEE FOR 1925 PRECINCT COMMITTEEMAN

| | Absentee Voting | | Early Voting | | Election Day Voting | | Total Votes | |
|-----------------|-----------------|-------|--------------|--------|---------------------|-------|-------------|-------|
| Mike Reynoldson | 19 | 63.3% | 0 | 0.0% | 23 | 59.0% | 42 | 56.0% |
| Stefanie Hruby | 11 | 36.7% | 6 | 100.0% | 16 | 41.0% | 33 | 44.0% |
| Votes Cast: | 30 | | 6 | | 39 | | 75 | |

REPUBLICAN PARTY NOMINEE FOR 2001 PRECINCT COMMITTEEMAN

| | Absentee Voting | | Early Voting | | Election Day Voting | | Total Votes | |
|-----------------|-----------------|-------|--------------|-------|---------------------|-------|-------------|-------|
| Cyndi Uhlenhoff | 90 | 72.6% | 28 | 73.7% | 217 | 71.6% | 335 | 72.0% |
| Randy Aven | 34 | 27.4% | 10 | 26.3% | 86 | 28.4% | 130 | 28.0% |
| Votes Cast: | 124 | | 38 | | 303 | | 465 | |



Unofficial Results

Run time: 2:02:11 PM

Run Date: 5/24/2024

ADA COUNTY, IDAHO
May Primary
05/21/2024

| |
|--|
| Unofficial Results |
| Registered Voters 66,752 of 302,283=22.1% |
| Precincts Reporting 197 of 197=100.0% |

DEMOCRATIC PARTY NOMINEE FOR 2002 PRECINCT COMMITTEEMAN

| | Absentee Voting | | Early Voting | | Election Day Voting | | Total Votes | |
|---------------|-----------------|--------|--------------|--------|---------------------|--------|-------------|--------|
| Richard Aiani | 35 | 100.0% | 4 | 100.0% | 31 | 100.0% | 70 | 100.0% |
| Votes Cast: | 35 | | 4 | | 31 | | 70 | |

REPUBLICAN PARTY NOMINEE FOR 2002 PRECINCT COMMITTEEMAN

| | Absentee Voting | | Early Voting | | Election Day Voting | | Total Votes | |
|--------------|-----------------|-------|--------------|-------|---------------------|-------|-------------|-------|
| Bryan Nyhof | 61 | 49.6% | 22 | 51.2% | 215 | 59.1% | 298 | 56.2% |
| Billy Knorpp | 62 | 50.4% | 21 | 48.8% | 149 | 40.9% | 232 | 43.8% |
| Votes Cast: | 123 | | 43 | | 364 | | 530 | |

REPUBLICAN PARTY NOMINEE FOR 2003 PRECINCT COMMITTEEMAN

| | Absentee Voting | | Early Voting | | Election Day Voting | | Total Votes | |
|---------------|-----------------|-------|--------------|-------|---------------------|-------|-------------|-------|
| Ed Spradlin | 6 | 17.6% | 4 | 17.4% | 40 | 33.1% | 50 | 28.1% |
| Dave McKinney | 28 | 82.4% | 19 | 82.6% | 81 | 66.9% | 128 | 71.9% |
| Votes Cast: | 34 | | 23 | | 121 | | 178 | |

REPUBLICAN PARTY NOMINEE FOR 2004 PRECINCT COMMITTEEMAN

| | Absentee Voting | | Early Voting | | Election Day Voting | | Total Votes | |
|-------------|-----------------|--------|--------------|--------|---------------------|--------|-------------|--------|
| Mark Smith | 52 | 100.0% | 30 | 100.0% | 173 | 100.0% | 255 | 100.0% |
| Votes Cast: | 52 | | 30 | | 173 | | 255 | |



Unofficial Results

Run time: 2:02:11 PM

Run Date: 5/24/2024

ADA COUNTY, IDAHO

May Primary

05/21/2024

| |
|--|
| Unofficial Results |
| Registered Voters 66,752 of 302,283=22.1% |
| Precincts Reporting 197 of 197=100.0% |

REPUBLICAN PARTY NOMINEE FOR 2005 PRECINCT COMMITTEEMAN

| | Absentee Voting | | Early Voting | | Election Day Voting | | Total Votes | |
|----------------|-----------------|-------|--------------|-------|---------------------|-------|-------------|-------|
| Cheryl Hurd | 22 | 31.4% | 3 | 15.0% | 130 | 46.6% | 155 | 42.0% |
| Sally Reynolds | 48 | 68.6% | 17 | 85.0% | 149 | 53.4% | 214 | 58.0% |
| Votes Cast: | 70 | | 20 | | 279 | | 369 | |

REPUBLICAN PARTY NOMINEE FOR 2006 PRECINCT COMMITTEEMAN

| | Absentee Voting | | Early Voting | | Election Day Voting | | Total Votes | |
|-------------|-----------------|--------|--------------|--------|---------------------|--------|-------------|--------|
| Jacob Ball | 36 | 100.0% | 15 | 100.0% | 110 | 100.0% | 161 | 100.0% |
| Votes Cast: | 36 | | 15 | | 110 | | 161 | |

REPUBLICAN PARTY NOMINEE FOR 2007 PRECINCT COMMITTEEMAN

| | Absentee Voting | | Early Voting | | Election Day Voting | | Total Votes | |
|----------------|-----------------|--------|--------------|--------|---------------------|--------|-------------|--------|
| Shelley Silver | 52 | 100.0% | 34 | 100.0% | 125 | 100.0% | 211 | 100.0% |
| Votes Cast: | 52 | | 34 | | 125 | | 211 | |

REPUBLICAN PARTY NOMINEE FOR 2008 PRECINCT COMMITTEEMAN

| | Absentee Voting | | Early Voting | | Election Day Voting | | Total Votes | |
|------------------|-----------------|-------|--------------|-------|---------------------|-------|-------------|-------|
| Laurel D. Morgan | 28 | 42.4% | 14 | 48.3% | 149 | 55.6% | 191 | 52.6% |
| Linsy Heiner | 38 | 57.6% | 15 | 51.7% | 119 | 44.4% | 172 | 47.4% |
| Votes Cast: | 66 | | 29 | | 268 | | 363 | |



Unofficial Results

Run time: 2:02:11 PM

Run Date: 5/24/2024

ADA COUNTY, IDAHO

May Primary

05/21/2024

| |
|--|
| Unofficial Results |
| Registered Voters 66,752 of 302,283=22.1% |
| Precincts Reporting 197 of 197=100.0% |

REPUBLICAN PARTY NOMINEE FOR 2009 PRECINCT COMMITTEEMAN

| | Absentee Voting | | Early Voting | | Election Day Voting | | Total Votes | |
|----------------|-----------------|-------|--------------|-------|---------------------|-------|-------------|-------|
| Craig Campbell | 25 | 37.9% | 22 | 56.4% | 110 | 56.4% | 157 | 52.3% |
| Chuck Winder | 41 | 62.1% | 17 | 43.6% | 85 | 43.6% | 143 | 47.7% |
| Votes Cast: | 66 | | 39 | | 195 | | 300 | |

DEMOCRATIC PARTY NOMINEE FOR 2010 PRECINCT COMMITTEEMAN

| | Absentee Voting | | Early Voting | | Election Day Voting | | Total Votes | |
|-------------|-----------------|--------|--------------|--------|---------------------|--------|-------------|--------|
| Erin Frank | 19 | 100.0% | 4 | 100.0% | 13 | 100.0% | 36 | 100.0% |
| Votes Cast: | 19 | | 4 | | 13 | | 36 | |

REPUBLICAN PARTY NOMINEE FOR 2010 PRECINCT COMMITTEEMAN

| | Absentee Voting | | Early Voting | | Election Day Voting | | Total Votes | |
|-------------|-----------------|--------|--------------|--------|---------------------|--------|-------------|--------|
| Lynn Laird | 46 | 100.0% | 26 | 100.0% | 137 | 100.0% | 209 | 100.0% |
| Votes Cast: | 46 | | 26 | | 137 | | 209 | |

DEMOCRATIC PARTY NOMINEE FOR 2011 PRECINCT COMMITTEEMAN

| | Absentee Voting | | Early Voting | | Election Day Voting | | Total Votes | |
|-------------|-----------------|--------|--------------|--------|---------------------|--------|-------------|--------|
| Mary Mosley | 13 | 100.0% | 2 | 100.0% | 15 | 100.0% | 30 | 100.0% |
| Votes Cast: | 13 | | 2 | | 15 | | 30 | |



Unofficial Results

Run time: 2:02:11 PM

Run Date: 5/24/2024

ADA COUNTY, IDAHO

May Primary

05/21/2024

| |
|--|
| Unofficial Results |
| Registered Voters 66,752 of 302,283=22.1% |
| Precincts Reporting 197 of 197=100.0% |

REPUBLICAN PARTY NOMINEE FOR 2011 PRECINCT COMMITTEEMAN

| | Absentee Voting | | Early Voting | | Election Day Voting | | Total Votes | |
|-------------------|-----------------|-------|--------------|-------|---------------------|-------|-------------|-------|
| Brad Hoaglun | 34 | 56.7% | 16 | 66.7% | 98 | 63.6% | 148 | 62.2% |
| G. Chris Holdaway | 26 | 43.3% | 8 | 33.3% | 56 | 36.4% | 90 | 37.8% |
| Votes Cast: | 60 | | 24 | | 154 | | 238 | |

REPUBLICAN PARTY NOMINEE FOR 2012 PRECINCT COMMITTEEMAN

| | Absentee Voting | | Early Voting | | Election Day Voting | | Total Votes | |
|--------------|-----------------|--------|--------------|--------|---------------------|--------|-------------|--------|
| Gloria Urwin | 38 | 100.0% | 20 | 100.0% | 119 | 100.0% | 177 | 100.0% |
| Votes Cast: | 38 | | 20 | | 119 | | 177 | |

REPUBLICAN PARTY NOMINEE FOR 2013 PRECINCT COMMITTEEMAN

| | Absentee Voting | | Early Voting | | Election Day Voting | | Total Votes | |
|---------------------|-----------------|-------|--------------|-------|---------------------|-------|-------------|-------|
| Timothy Paul Herode | 11 | 44.0% | 10 | 34.5% | 42 | 34.4% | 63 | 35.8% |
| Rob Brown | 14 | 56.0% | 19 | 65.5% | 80 | 65.6% | 113 | 64.2% |
| Votes Cast: | 25 | | 29 | | 122 | | 176 | |

REPUBLICAN PARTY NOMINEE FOR 2014 PRECINCT COMMITTEEMAN

| | Absentee Voting | | Early Voting | | Election Day Voting | | Total Votes | |
|-------------|-----------------|--------|--------------|--------|---------------------|--------|-------------|--------|
| Laura Moore | 49 | 100.0% | 17 | 100.0% | 138 | 100.0% | 204 | 100.0% |
| Votes Cast: | 49 | | 17 | | 138 | | 204 | |



Unofficial Results

Run time: 2:02:11 PM

Run Date: 5/24/2024

ADA COUNTY, IDAHO

May Primary

05/21/2024

| |
|--|
| Unofficial Results |
| Registered Voters 66,752 of 302,283=22.1% |
| Precincts Reporting 197 of 197=100.0% |

REPUBLICAN PARTY NOMINEE FOR 2015 PRECINCT COMMITTEEMAN

| | Absentee Voting | | Early Voting | | Election Day Voting | | Total Votes | |
|-----------------|-----------------|--------|--------------|--------|---------------------|--------|-------------|--------|
| Mark S. Johnson | 78 | 100.0% | 28 | 100.0% | 153 | 100.0% | 259 | 100.0% |
| Votes Cast: | 78 | | 28 | | 153 | | 259 | |

REPUBLICAN PARTY NOMINEE FOR 2016 PRECINCT COMMITTEEMAN

| | Absentee Voting | | Early Voting | | Election Day Voting | | Total Votes | |
|-------------|-----------------|-------|--------------|-------|---------------------|-------|-------------|-------|
| Mike Luna | 15 | 51.7% | 14 | 56.0% | 94 | 66.7% | 123 | 63.1% |
| Sam Boyd | 14 | 48.3% | 11 | 44.0% | 47 | 33.3% | 72 | 36.9% |
| Votes Cast: | 29 | | 25 | | 141 | | 195 | |

REPUBLICAN PARTY NOMINEE FOR 2017 PRECINCT COMMITTEEMAN

| | Absentee Voting | | Early Voting | | Election Day Voting | | Total Votes | |
|---------------|-----------------|-------|--------------|-------|---------------------|-------|-------------|-------|
| Mike Hon | 39 | 41.1% | 23 | 41.1% | 84 | 47.7% | 146 | 44.6% |
| Joe A. Palmer | 56 | 58.9% | 33 | 58.9% | 92 | 52.3% | 181 | 55.4% |
| Votes Cast: | 95 | | 56 | | 176 | | 327 | |

REPUBLICAN PARTY NOMINEE FOR 2018 PRECINCT COMMITTEEMAN

| | Absentee Voting | | Early Voting | | Election Day Voting | | Total Votes | |
|----------------|-----------------|--------|--------------|--------|---------------------|--------|-------------|--------|
| Andrew Johnson | 73 | 100.0% | 40 | 100.0% | 138 | 100.0% | 251 | 100.0% |
| Votes Cast: | 73 | | 40 | | 138 | | 251 | |



Unofficial Results

Run time: 2:02:11 PM

Run Date: 5/24/2024

ADA COUNTY, IDAHO
May Primary
05/21/2024

| |
|--|
| Unofficial Results |
| Registered Voters 66,752 of 302,283=22.1% |
| Precincts Reporting 197 of 197=100.0% |

REPUBLICAN PARTY NOMINEE FOR 2019 PRECINCT COMMITTEEMAN

| | Absentee Voting | | Early Voting | | Election Day Voting | | Total Votes | |
|-------------|-----------------|--------|--------------|--------|---------------------|--------|-------------|--------|
| Jen Guarino | 62 | 100.0% | 23 | 100.0% | 91 | 100.0% | 176 | 100.0% |
| Votes Cast: | 62 | | 23 | | 91 | | 176 | |

REPUBLICAN PARTY NOMINEE FOR 2020 PRECINCT COMMITTEEMAN

| | Absentee Voting | | Early Voting | | Election Day Voting | | Total Votes | |
|---------------|-----------------|-------|--------------|-------|---------------------|-------|-------------|-------|
| Rene Ozuna | 39 | 66.1% | 18 | 51.4% | 101 | 61.6% | 158 | 61.2% |
| Rachelle Shay | 20 | 33.9% | 17 | 48.6% | 63 | 38.4% | 100 | 38.8% |
| Votes Cast: | 59 | | 35 | | 164 | | 258 | |

REPUBLICAN PARTY NOMINEE FOR 2101 PRECINCT COMMITTEEMAN

| | Absentee Voting | | Early Voting | | Election Day Voting | | Total Votes | |
|-------------|-----------------|--------|--------------|--------|---------------------|--------|-------------|--------|
| Julie Paine | 38 | 100.0% | 22 | 100.0% | 124 | 100.0% | 184 | 100.0% |
| Votes Cast: | 38 | | 22 | | 124 | | 184 | |

REPUBLICAN PARTY NOMINEE FOR 2102 PRECINCT COMMITTEEMAN

| | Absentee Voting | | Early Voting | | Election Day Voting | | Total Votes | |
|-----------------|-----------------|--------|--------------|--------|---------------------|--------|-------------|--------|
| Tiffani Tschida | 85 | 100.0% | 45 | 100.0% | 172 | 100.0% | 302 | 100.0% |
| Votes Cast: | 85 | | 45 | | 172 | | 302 | |



Unofficial Results

Run time: 2:02:11 PM

Run Date: 5/24/2024

ADA COUNTY, IDAHO

May Primary

05/21/2024

| |
|--|
| Unofficial Results |
| Registered Voters 66,752 of 302,283=22.1% |
| Precincts Reporting 197 of 197=100.0% |

REPUBLICAN PARTY NOMINEE FOR 2103 PRECINCT COMMITTEEMAN

| | Absentee Voting | | Early Voting | | Election Day Voting | | Total Votes | |
|----------------|-----------------|--------|--------------|--------|---------------------|--------|-------------|--------|
| Ashley Mujagic | 41 | 100.0% | 28 | 100.0% | 125 | 100.0% | 194 | 100.0% |
| Votes Cast: | 41 | | 28 | | 125 | | 194 | |

REPUBLICAN PARTY NOMINEE FOR 2104 PRECINCT COMMITTEEMAN

| | Absentee Voting | | Early Voting | | Election Day Voting | | Total Votes | |
|----------------|-----------------|--------|--------------|--------|---------------------|--------|-------------|--------|
| Michael Kester | 54 | 100.0% | 35 | 100.0% | 133 | 100.0% | 222 | 100.0% |
| Votes Cast: | 54 | | 35 | | 133 | | 222 | |

REPUBLICAN PARTY NOMINEE FOR 2105 PRECINCT COMMITTEEMAN

| | Absentee Voting | | Early Voting | | Election Day Voting | | Total Votes | |
|------------------------|-----------------|-------|--------------|-------|---------------------|-------|-------------|-------|
| Malisa "Mel" Landaluce | 14 | 53.8% | 13 | 30.2% | 32 | 34.0% | 59 | 36.2% |
| Creg Steele | 12 | 46.2% | 30 | 69.8% | 62 | 66.0% | 104 | 63.8% |
| Votes Cast: | 26 | | 43 | | 94 | | 163 | |

REPUBLICAN PARTY NOMINEE FOR 2106 PRECINCT COMMITTEEMAN

| | Absentee Voting | | Early Voting | | Election Day Voting | | Total Votes | |
|-------------|-----------------|--------|--------------|--------|---------------------|--------|-------------|--------|
| Doug Taylor | 59 | 100.0% | 31 | 100.0% | 104 | 100.0% | 194 | 100.0% |
| Votes Cast: | 59 | | 31 | | 104 | | 194 | |



Unofficial Results

Run time: 2:02:11 PM

Run Date: 5/24/2024

ADA COUNTY, IDAHO
May Primary
05/21/2024

| |
|--|
| Unofficial Results |
| Registered Voters 66,752 of 302,283=22.1% |
| Precincts Reporting 197 of 197=100.0% |

DEMOCRATIC PARTY NOMINEE FOR 2107 PRECINCT COMMITTEEMAN

| | Absentee Voting | | Early Voting | | Election Day Voting | | Total Votes | |
|-------------|-----------------|--------|--------------|--------|---------------------|--------|-------------|--------|
| Kim Roberts | 36 | 100.0% | 10 | 100.0% | 31 | 100.0% | 77 | 100.0% |
| Votes Cast: | 36 | | 10 | | 31 | | 77 | |

REPUBLICAN PARTY NOMINEE FOR 2107 PRECINCT COMMITTEEMAN

| | Absentee Voting | | Early Voting | | Election Day Voting | | Total Votes | |
|-------------|-----------------|-------|--------------|-------|---------------------|-------|-------------|-------|
| Tyler Ricks | 60 | 52.2% | 24 | 52.2% | 128 | 49.8% | 212 | 50.7% |
| Curtis Egge | 55 | 47.8% | 22 | 47.8% | 129 | 50.2% | 206 | 49.3% |
| Votes Cast: | 115 | | 46 | | 257 | | 418 | |

REPUBLICAN PARTY NOMINEE FOR 2108 PRECINCT COMMITTEEMAN

| | Absentee Voting | | Early Voting | | Election Day Voting | | Total Votes | |
|--------------------|-----------------|-------|--------------|-------|---------------------|-------|-------------|-------|
| Mark T. Bryan | 21 | 44.7% | 16 | 48.5% | 96 | 63.2% | 133 | 57.3% |
| Stephen L. Pugmire | 26 | 55.3% | 17 | 51.5% | 56 | 36.8% | 99 | 42.7% |
| Votes Cast: | 47 | | 33 | | 152 | | 232 | |

LIBERTARIAN PARTY NOMINEE FOR 2109 PRECINCT COMMITTEEMAN

| | Absentee Voting | | Early Voting | | Election Day Voting | | Total Votes | |
|-------------|-----------------|------|--------------|--------|---------------------|------|-------------|--------|
| Mike Long | 0 | 0.0% | 2 | 100.0% | 0 | 0.0% | 2 | 100.0% |
| Votes Cast: | 0 | | 2 | | 0 | | 2 | |



Unofficial Results

Run time: 2:02:11 PM

Run Date: 5/24/2024

ADA COUNTY, IDAHO

May Primary

05/21/2024

| |
|--|
| Unofficial Results |
| Registered Voters 66,752 of 302,283=22.1% |
| Precincts Reporting 197 of 197=100.0% |

REPUBLICAN PARTY NOMINEE FOR 2109 PRECINCT COMMITTEEMAN

| | Absentee Voting | | Early Voting | | Election Day Voting | | Total Votes | |
|---------------|-----------------|--------|--------------|--------|---------------------|--------|-------------|--------|
| Steve McCowan | 44 | 100.0% | 32 | 100.0% | 108 | 100.0% | 184 | 100.0% |
| Votes Cast: | 44 | | 32 | | 108 | | 184 | |

REPUBLICAN PARTY NOMINEE FOR 2110 PRECINCT COMMITTEEMAN

| | Absentee Voting | | Early Voting | | Election Day Voting | | Total Votes | |
|---------------------|-----------------|--------|--------------|--------|---------------------|--------|-------------|--------|
| Robert (Bob) Horton | 35 | 100.0% | 26 | 100.0% | 49 | 100.0% | 110 | 100.0% |
| Votes Cast: | 35 | | 26 | | 49 | | 110 | |

REPUBLICAN PARTY NOMINEE FOR 2111 PRECINCT COMMITTEEMAN

| | Absentee Voting | | Early Voting | | Election Day Voting | | Total Votes | |
|--------------|-----------------|-------|--------------|-------|---------------------|-------|-------------|-------|
| David Mcleod | 17 | 34.0% | 8 | 61.5% | 50 | 42.0% | 75 | 41.2% |
| Karla Ehlers | 33 | 66.0% | 5 | 38.5% | 69 | 58.0% | 107 | 58.8% |
| Votes Cast: | 50 | | 13 | | 119 | | 182 | |

REPUBLICAN PARTY NOMINEE FOR 2112 PRECINCT COMMITTEEMAN

| | Absentee Voting | | Early Voting | | Election Day Voting | | Total Votes | |
|-------------|-----------------|--------|--------------|--------|---------------------|--------|-------------|--------|
| Ken Merrill | 35 | 100.0% | 33 | 100.0% | 83 | 100.0% | 151 | 100.0% |
| Votes Cast: | 35 | | 33 | | 83 | | 151 | |



Unofficial Results

Run time: 2:02:11 PM

Run Date: 5/24/2024

ADA COUNTY, IDAHO

May Primary

05/21/2024

| |
|--|
| Unofficial Results |
| Registered Voters 66,752 of 302,283=22.1% |
| Precincts Reporting 197 of 197=100.0% |

REPUBLICAN PARTY NOMINEE FOR 2113 PRECINCT COMMITTEEMAN

| | Absentee Voting | | Early Voting | | Election Day Voting | | Total Votes | |
|---------------|-----------------|-------|--------------|-------|---------------------|-------|-------------|-------|
| Rick Schultze | 10 | 23.3% | 14 | 36.8% | 38 | 40.4% | 62 | 35.4% |
| Darin Johnson | 33 | 76.7% | 24 | 63.2% | 56 | 59.6% | 113 | 64.6% |
| Votes Cast: | 43 | | 38 | | 94 | | 175 | |

REPUBLICAN PARTY NOMINEE FOR 2114 PRECINCT COMMITTEEMAN

| | Absentee Voting | | Early Voting | | Election Day Voting | | Total Votes | |
|-----------------|-----------------|-------|--------------|-------|---------------------|-------|-------------|-------|
| Treg A. Bernt | 50 | 63.3% | 15 | 51.7% | 90 | 68.7% | 155 | 64.9% |
| Monica McKinley | 29 | 36.7% | 14 | 48.3% | 41 | 31.3% | 84 | 35.1% |
| Votes Cast: | 79 | | 29 | | 131 | | 239 | |

REPUBLICAN PARTY NOMINEE FOR 2115 PRECINCT COMMITTEEMAN

| | Absentee Voting | | Early Voting | | Election Day Voting | | Total Votes | |
|---------------|-----------------|-------|--------------|-------|---------------------|-------|-------------|-------|
| Jeff Brummer | 21 | 33.3% | 7 | 20.6% | 89 | 44.9% | 117 | 39.7% |
| Valerie James | 42 | 66.7% | 27 | 79.4% | 109 | 55.1% | 178 | 60.3% |
| Votes Cast: | 63 | | 34 | | 198 | | 295 | |

REPUBLICAN PARTY NOMINEE FOR 2116 PRECINCT COMMITTEEMAN

| | Absentee Voting | | Early Voting | | Election Day Voting | | Total Votes | |
|-----------------|-----------------|-------|--------------|-------|---------------------|-------|-------------|-------|
| Natasha Mwiinga | 9 | 12.9% | 9 | 30.0% | 28 | 14.6% | 46 | 15.8% |
| Tara Pugmire | 61 | 87.1% | 21 | 70.0% | 164 | 85.4% | 246 | 84.2% |
| Votes Cast: | 70 | | 30 | | 192 | | 292 | |



Unofficial Results

Run time: 2:02:11 PM

Run Date: 5/24/2024

ADA COUNTY, IDAHO

May Primary

05/21/2024

| |
|--|
| Unofficial Results |
| Registered Voters 66,752 of 302,283=22.1% |
| Precincts Reporting 197 of 197=100.0% |

REPUBLICAN PARTY NOMINEE FOR 2117 PRECINCT COMMITTEEMAN

| | Absentee Voting | | Early Voting | | Election Day Voting | | Total Votes | |
|------------------|-----------------|-------|--------------|-------|---------------------|-------|-------------|-------|
| Adrean Cavener | 45 | 57.0% | 8 | 25.8% | 87 | 38.3% | 140 | 41.5% |
| Thad Butterworth | 34 | 43.0% | 23 | 74.2% | 140 | 61.7% | 197 | 58.5% |
| Votes Cast: | 79 | | 31 | | 227 | | 337 | |

REPUBLICAN PARTY NOMINEE FOR 2118 PRECINCT COMMITTEEMAN

| | Absentee Voting | | Early Voting | | Election Day Voting | | Total Votes | |
|------------------|-----------------|-------|--------------|-------|---------------------|-------|-------------|-------|
| Rick Carrier | 22 | 26.8% | 9 | 23.7% | 39 | 26.5% | 70 | 26.2% |
| Roger Dooley | 18 | 22.0% | 9 | 23.7% | 16 | 10.9% | 43 | 16.1% |
| Travis D. Jensen | 42 | 51.2% | 20 | 52.6% | 92 | 62.6% | 154 | 57.7% |
| Votes Cast: | 82 | | 38 | | 147 | | 267 | |

REPUBLICAN PARTY NOMINEE FOR 2119 PRECINCT COMMITTEEMAN

| | Absentee Voting | | Early Voting | | Election Day Voting | | Total Votes | |
|-------------|-----------------|--------|--------------|--------|---------------------|--------|-------------|--------|
| Steven Cory | 41 | 100.0% | 20 | 100.0% | 94 | 100.0% | 155 | 100.0% |
| Votes Cast: | 41 | | 20 | | 94 | | 155 | |

REPUBLICAN PARTY NOMINEE FOR 2120 PRECINCT COMMITTEEMAN

| | Absentee Voting | | Early Voting | | Election Day Voting | | Total Votes | |
|--------------------|-----------------|-------|--------------|-------|---------------------|-------|-------------|-------|
| Bonnie Ruth Carter | 45 | 35.2% | 16 | 33.3% | 94 | 40.5% | 155 | 38.0% |
| James Petzke | 83 | 64.8% | 32 | 66.7% | 138 | 59.5% | 253 | 62.0% |
| Votes Cast: | 128 | | 48 | | 232 | | 408 | |



Unofficial Results

Run time: 2:02:11 PM

Run Date: 5/24/2024

ADA COUNTY, IDAHO
May Primary
05/21/2024

| |
|--|
| Unofficial Results |
| Registered Voters 66,752 of 302,283=22.1% |
| Precincts Reporting 197 of 197=100.0% |

REPUBLICAN PARTY NOMINEE FOR 2201 PRECINCT COMMITTEEMAN

| | Absentee Voting | | Early Voting | | Election Day Voting | | Total Votes | |
|-----------------------|-----------------|--------|--------------|--------|---------------------|--------|-------------|--------|
| Travis Benjamin Clyde | 71 | 100.0% | 32 | 100.0% | 151 | 100.0% | 254 | 100.0% |
| Votes Cast: | 71 | | 32 | | 151 | | 254 | |

REPUBLICAN PARTY NOMINEE FOR 2202 PRECINCT COMMITTEEMAN

| | Absentee Voting | | Early Voting | | Election Day Voting | | Total Votes | |
|----------------|-----------------|-------|--------------|-------|---------------------|-------|-------------|-------|
| Lisa M. Jordan | 8 | 32.0% | 16 | 76.2% | 52 | 46.4% | 76 | 48.1% |
| Nicole Kendall | 17 | 68.0% | 5 | 23.8% | 60 | 53.6% | 82 | 51.9% |
| Votes Cast: | 25 | | 21 | | 112 | | 158 | |

REPUBLICAN PARTY NOMINEE FOR 2203 PRECINCT COMMITTEEMAN

| | Absentee Voting | | Early Voting | | Election Day Voting | | Total Votes | |
|---------------|-----------------|--------|--------------|--------|---------------------|--------|-------------|--------|
| Scott Stewart | 14 | 100.0% | 16 | 100.0% | 64 | 100.0% | 94 | 100.0% |
| Votes Cast: | 14 | | 16 | | 64 | | 94 | |

DEMOCRATIC PARTY NOMINEE FOR 2204 PRECINCT COMMITTEEMAN

| | Absentee Voting | | Early Voting | | Election Day Voting | | Total Votes | |
|-------------------|-----------------|--------|--------------|------|---------------------|--------|-------------|--------|
| Robin Inez Pitman | 12 | 100.0% | 0 | 0.0% | 22 | 100.0% | 34 | 100.0% |
| Votes Cast: | 12 | | 0 | | 22 | | 34 | |



Unofficial Results

Run time: 2:02:11 PM

Run Date: 5/24/2024

ADA COUNTY, IDAHO

May Primary

05/21/2024

| |
|--|
| Unofficial Results |
| Registered Voters 66,752 of 302,283=22.1% |
| Precincts Reporting 197 of 197=100.0% |

REPUBLICAN PARTY NOMINEE FOR 2204 PRECINCT COMMITTEEMAN

| | Absentee Voting | | Early Voting | | Election Day Voting | | Total Votes | |
|-------------|-----------------|-------|--------------|-------|---------------------|-------|-------------|-------|
| Caleb Mills | 7 | 36.8% | 15 | 65.2% | 43 | 38.1% | 65 | 41.9% |
| Josh Bishop | 12 | 63.2% | 8 | 34.8% | 70 | 61.9% | 90 | 58.1% |
| Votes Cast: | 19 | | 23 | | 113 | | 155 | |

REPUBLICAN PARTY NOMINEE FOR 2205 PRECINCT COMMITTEEMAN

| | Absentee Voting | | Early Voting | | Election Day Voting | | Total Votes | |
|-----------------|-----------------|-------|--------------|-------|---------------------|-------|-------------|-------|
| Mike Field | 17 | 45.9% | 10 | 55.6% | 134 | 56.8% | 161 | 55.3% |
| Michael Spicher | 20 | 54.1% | 8 | 44.4% | 102 | 43.2% | 130 | 44.7% |
| Votes Cast: | 37 | | 18 | | 236 | | 291 | |

REPUBLICAN PARTY NOMINEE FOR 2206 PRECINCT COMMITTEEMAN

| | Absentee Voting | | Early Voting | | Election Day Voting | | Total Votes | |
|-------------|-----------------|--------|--------------|--------|---------------------|--------|-------------|--------|
| Pam Barstad | 62 | 100.0% | 25 | 100.0% | 148 | 100.0% | 235 | 100.0% |
| Votes Cast: | 62 | | 25 | | 148 | | 235 | |

DEMOCRATIC PARTY NOMINEE FOR 2207 PRECINCT COMMITTEEMAN

| | Absentee Voting | | Early Voting | | Election Day Voting | | Total Votes | |
|----------------|-----------------|--------|--------------|--------|---------------------|--------|-------------|--------|
| Kirsten Hooker | 34 | 100.0% | 6 | 100.0% | 31 | 100.0% | 71 | 100.0% |
| Votes Cast: | 34 | | 6 | | 31 | | 71 | |



Unofficial Results

Run time: 2:02:11 PM

Run Date: 5/24/2024

ADA COUNTY, IDAHO

May Primary

05/21/2024

| |
|--|
| Unofficial Results |
| Registered Voters 66,752 of 302,283=22.1% |
| Precincts Reporting 197 of 197=100.0% |

REPUBLICAN PARTY NOMINEE FOR 2207 PRECINCT COMMITTEEMAN

| | Absentee Voting | | Early Voting | | Election Day Voting | | Total Votes | |
|-------------|-----------------|-------|--------------|-------|---------------------|-------|-------------|-------|
| Cheri Durst | 15 | 19.2% | 7 | 26.9% | 80 | 32.0% | 102 | 28.8% |
| Tom Dayley | 63 | 80.8% | 19 | 73.1% | 170 | 68.0% | 252 | 71.2% |
| Votes Cast: | 78 | | 26 | | 250 | | 354 | |

DEMOCRATIC PARTY NOMINEE FOR 2208 PRECINCT COMMITTEEMAN

| | Absentee Voting | | Early Voting | | Election Day Voting | | Total Votes | |
|-----------------------|-----------------|--------|--------------|--------|---------------------|--------|-------------|--------|
| Shelley Edelen Cooper | 18 | 100.0% | 6 | 100.0% | 14 | 100.0% | 38 | 100.0% |
| Votes Cast: | 18 | | 6 | | 14 | | 38 | |

REPUBLICAN PARTY NOMINEE FOR 2208 PRECINCT COMMITTEEMAN

| | Absentee Voting | | Early Voting | | Election Day Voting | | Total Votes | |
|-----------------|-----------------|-------|--------------|-------|---------------------|-------|-------------|-------|
| Scott Holloway | 33 | 54.1% | 7 | 50.0% | 109 | 52.9% | 149 | 53.0% |
| Tina Polishchuk | 28 | 45.9% | 7 | 50.0% | 97 | 47.1% | 132 | 47.0% |
| Votes Cast: | 61 | | 14 | | 206 | | 281 | |

REPUBLICAN PARTY NOMINEE FOR 2209 PRECINCT COMMITTEEMAN

| | Absentee Voting | | Early Voting | | Election Day Voting | | Total Votes | |
|--------------------|-----------------|--------|--------------|--------|---------------------|--------|-------------|--------|
| Priscilla Giddings | 21 | 100.0% | 12 | 100.0% | 68 | 100.0% | 101 | 100.0% |
| Votes Cast: | 21 | | 12 | | 68 | | 101 | |



Unofficial Results
Run time: 2:02:11 PM
Run Date: 5/24/2024

ADA COUNTY, IDAHO
May Primary
05/21/2024

| |
|--|
| Unofficial Results |
| Registered Voters 66,752 of 302,283=22.1% |
| Precincts Reporting 197 of 197=100.0% |

REPUBLICAN PARTY NOMINEE FOR 2210 PRECINCT COMMITTEEMAN

| | Absentee Voting | | Early Voting | | Election Day Voting | | Total Votes | |
|------------------------|-----------------|--------|--------------|--------|---------------------|--------|-------------|--------|
| Alexandria Danilovitch | 34 | 100.0% | 14 | 100.0% | 84 | 100.0% | 132 | 100.0% |
| Votes Cast: | 34 | | 14 | | 84 | | 132 | |

REPUBLICAN PARTY NOMINEE FOR 2211 PRECINCT COMMITTEEMAN

| | Absentee Voting | | Early Voting | | Election Day Voting | | Total Votes | |
|-------------|-----------------|--------|--------------|--------|---------------------|--------|-------------|--------|
| Dan Rogers | 34 | 100.0% | 23 | 100.0% | 113 | 100.0% | 170 | 100.0% |
| Votes Cast: | 34 | | 23 | | 113 | | 170 | |

REPUBLICAN PARTY NOMINEE FOR 2212 PRECINCT COMMITTEEMAN

| | Absentee Voting | | Early Voting | | Election Day Voting | | Total Votes | |
|--------------|-----------------|--------|--------------|--------|---------------------|--------|-------------|--------|
| Ted Johnston | 63 | 100.0% | 13 | 100.0% | 150 | 100.0% | 226 | 100.0% |
| Votes Cast: | 63 | | 13 | | 150 | | 226 | |

REPUBLICAN PARTY NOMINEE FOR 2213 PRECINCT COMMITTEEMAN

| | Absentee Voting | | Early Voting | | Election Day Voting | | Total Votes | |
|--------------|-----------------|--------|--------------|--------|---------------------|--------|-------------|--------|
| Greg Gempler | 15 | 100.0% | 15 | 100.0% | 81 | 100.0% | 111 | 100.0% |
| Votes Cast: | 15 | | 15 | | 81 | | 111 | |



Unofficial Results

Run time: 2:02:11 PM

Run Date: 5/24/2024

ADA COUNTY, IDAHO

May Primary

05/21/2024

| |
|--|
| Unofficial Results |
| Registered Voters 66,752 of 302,283=22.1% |
| Precincts Reporting 197 of 197=100.0% |

REPUBLICAN PARTY NOMINEE FOR 2214 PRECINCT COMMITTEEMAN

| | Absentee Voting | | Early Voting | | Election Day Voting | | Total Votes | |
|-------------------|-----------------|-------|--------------|-------|---------------------|-------|-------------|-------|
| Lucas K. Baclayon | 23 | 42.6% | 7 | 23.3% | 62 | 33.9% | 92 | 34.5% |
| Greg Ferch | 31 | 57.4% | 23 | 76.7% | 121 | 66.1% | 175 | 65.5% |
| Votes Cast: | 54 | | 30 | | 183 | | 267 | |

DEMOCRATIC PARTY NOMINEE FOR 2215 PRECINCT COMMITTEEMAN

| | Absentee Voting | | Early Voting | | Election Day Voting | | Total Votes | |
|--------------------------|-----------------|--------|--------------|--------|---------------------|--------|-------------|--------|
| Judy M. Simmons Stephens | 18 | 100.0% | 5 | 100.0% | 31 | 100.0% | 54 | 100.0% |
| Votes Cast: | 18 | | 5 | | 31 | | 54 | |

REPUBLICAN PARTY NOMINEE FOR 2215 PRECINCT COMMITTEEMAN

| | Absentee Voting | | Early Voting | | Election Day Voting | | Total Votes | |
|---------------|-----------------|--------|--------------|--------|---------------------|--------|-------------|--------|
| Michael Jones | 19 | 100.0% | 9 | 100.0% | 89 | 100.0% | 117 | 100.0% |
| Votes Cast: | 19 | | 9 | | 89 | | 117 | |

REPUBLICAN PARTY NOMINEE FOR 2216 PRECINCT COMMITTEEMAN

| | Absentee Voting | | Early Voting | | Election Day Voting | | Total Votes | |
|------------------|-----------------|-------|--------------|-------|---------------------|-------|-------------|-------|
| Jodie Harrington | 50 | 57.5% | 17 | 45.9% | 138 | 55.2% | 205 | 54.8% |
| Teresa Haldorson | 37 | 42.5% | 20 | 54.1% | 112 | 44.8% | 169 | 45.2% |
| Votes Cast: | 87 | | 37 | | 250 | | 374 | |



Unofficial Results

Run time: 2:02:12 PM

Run Date: 5/24/2024

ADA COUNTY, IDAHO

May Primary

05/21/2024

| |
|--|
| Unofficial Results |
| Registered Voters 66,752 of 302,283=22.1% |
| Precincts Reporting 197 of 197=100.0% |

DEMOCRATIC PARTY NOMINEE FOR 2217 PRECINCT COMMITTEEMAN

| | Absentee Voting | | Early Voting | | Election Day Voting | | Total Votes | |
|-------------------|-----------------|--------|--------------|--------|---------------------|--------|-------------|--------|
| Brenda D. Blitman | 31 | 100.0% | 8 | 100.0% | 28 | 100.0% | 67 | 100.0% |
| Votes Cast: | 31 | | 8 | | 28 | | 67 | |

REPUBLICAN PARTY NOMINEE FOR 2217 PRECINCT COMMITTEEMAN

| | Absentee Voting | | Early Voting | | Election Day Voting | | Total Votes | |
|------------------|-----------------|-------|--------------|-------|---------------------|-------|-------------|-------|
| Brian K. Garrett | 45 | 66.2% | 26 | 74.3% | 119 | 56.9% | 190 | 60.9% |
| Terry Silsby | 23 | 33.8% | 9 | 25.7% | 90 | 43.1% | 122 | 39.1% |
| Votes Cast: | 68 | | 35 | | 209 | | 312 | |

REPUBLICAN PARTY NOMINEE FOR 2218 PRECINCT COMMITTEEMAN

| | Absentee Voting | | Early Voting | | Election Day Voting | | Total Votes | |
|-------------------|-----------------|-------|--------------|-------|---------------------|-------|-------------|-------|
| Eli Hodson | 20 | 35.7% | 6 | 23.1% | 79 | 41.8% | 105 | 38.7% |
| Carlos E. Vidales | 36 | 64.3% | 20 | 76.9% | 110 | 58.2% | 166 | 61.3% |
| Votes Cast: | 56 | | 26 | | 189 | | 271 | |

REPUBLICAN PARTY NOMINEE FOR 2219 PRECINCT COMMITTEEMAN

| | Absentee Voting | | Early Voting | | Election Day Voting | | Total Votes | |
|---------------|-----------------|--------|--------------|--------|---------------------|--------|-------------|--------|
| Jeremy Wilson | 30 | 100.0% | 15 | 100.0% | 86 | 100.0% | 131 | 100.0% |
| Votes Cast: | 30 | | 15 | | 86 | | 131 | |



Unofficial Results

Run time: 2:02:12 PM

Run Date: 5/24/2024

ADA COUNTY, IDAHO

May Primary

05/21/2024

| |
|--|
| Unofficial Results |
| Registered Voters 66,752 of 302,283=22.1% |
| Precincts Reporting 197 of 197=100.0% |

DEMOCRATIC PARTY NOMINEE FOR 2220 PRECINCT COMMITTEEMAN

| | Absentee Voting | | Early Voting | | Election Day Voting | | Total Votes | |
|---------------|-----------------|--------|--------------|--------|---------------------|--------|-------------|--------|
| Kathleen Wood | 13 | 100.0% | 6 | 100.0% | 19 | 100.0% | 38 | 100.0% |
| Votes Cast: | 13 | | 6 | | 19 | | 38 | |

REPUBLICAN PARTY NOMINEE FOR 2220 PRECINCT COMMITTEEMAN

| | Absentee Voting | | Early Voting | | Election Day Voting | | Total Votes | |
|----------------|-----------------|--------|--------------|--------|---------------------|--------|-------------|--------|
| Parrish Miller | 17 | 100.0% | 11 | 100.0% | 104 | 100.0% | 132 | 100.0% |
| Votes Cast: | 17 | | 11 | | 104 | | 132 | |

REPUBLICAN PARTY NOMINEE FOR 2221 PRECINCT COMMITTEEMAN

| | Absentee Voting | | Early Voting | | Election Day Voting | | Total Votes | |
|--------------|-----------------|--------|--------------|--------|---------------------|--------|-------------|--------|
| Mark Vidinha | 38 | 100.0% | 19 | 100.0% | 105 | 100.0% | 162 | 100.0% |
| Votes Cast: | 38 | | 19 | | 105 | | 162 | |

REPUBLICAN PARTY NOMINEE FOR 2301 PRECINCT COMMITTEEMAN

| | Absentee Voting | | Early Voting | | Election Day Voting | | Total Votes | |
|-----------------|-----------------|-------|--------------|-------|---------------------|-------|-------------|-------|
| Jon Strickland | 27 | 56.3% | 17 | 65.4% | 143 | 68.4% | 187 | 66.1% |
| Bradley Wiersma | 21 | 43.8% | 9 | 34.6% | 66 | 31.6% | 96 | 33.9% |
| Votes Cast: | 48 | | 26 | | 209 | | 283 | |



Unofficial Results

Run time: 2:02:12 PM

Run Date: 5/24/2024

ADA COUNTY, IDAHO

May Primary

05/21/2024

| |
|--|
| Unofficial Results |
| Registered Voters 66,752 of 302,283=22.1% |
| Precincts Reporting 197 of 197=100.0% |

REPUBLICAN PARTY NOMINEE FOR 2302 PRECINCT COMMITTEEMAN

| | Absentee Voting | | Early Voting | | Election Day Voting | | Total Votes | |
|---------------|-----------------|------------|--------------|------------|---------------------|------------|-------------|------------|
| | Count | Percentage | Count | Percentage | Count | Percentage | Count | Percentage |
| Mel Navarro | 14 | 27.5% | 11 | 64.7% | 69 | 30.8% | 94 | 32.2% |
| Ryan R. Hardy | 37 | 72.5% | 6 | 35.3% | 155 | 69.2% | 198 | 67.8% |
| Votes Cast: | 51 | | 17 | | 224 | | 292 | |

REPUBLICAN PARTY NOMINEE FOR 2303 PRECINCT COMMITTEEMAN

| | Absentee Voting | | Early Voting | | Election Day Voting | | Total Votes | |
|-------------------|-----------------|------------|--------------|------------|---------------------|------------|-------------|------------|
| | Count | Percentage | Count | Percentage | Count | Percentage | Count | Percentage |
| Kiersten Neff | 29 | 45.3% | 13 | 43.3% | 128 | 46.7% | 170 | 46.2% |
| Stephanie Alvarez | 35 | 54.7% | 17 | 56.7% | 146 | 53.3% | 198 | 53.8% |
| Votes Cast: | 64 | | 30 | | 274 | | 368 | |

REPUBLICAN PARTY NOMINEE FOR 2304 PRECINCT COMMITTEEMAN

| | Absentee Voting | | Early Voting | | Election Day Voting | | Total Votes | |
|--------------|-----------------|------------|--------------|------------|---------------------|------------|-------------|------------|
| | Count | Percentage | Count | Percentage | Count | Percentage | Count | Percentage |
| Daniel Beebe | 50 | 100.0% | 45 | 100.0% | 241 | 100.0% | 336 | 100.0% |
| Votes Cast: | 50 | | 45 | | 241 | | 336 | |

REPUBLICAN PARTY NOMINEE FOR 2305 PRECINCT COMMITTEEMAN

| | Absentee Voting | | Early Voting | | Election Day Voting | | Total Votes | |
|----------------|-----------------|------------|--------------|------------|---------------------|------------|-------------|------------|
| | Count | Percentage | Count | Percentage | Count | Percentage | Count | Percentage |
| Darren Damon | 19 | 59.4% | 11 | 64.7% | 70 | 62.5% | 100 | 62.1% |
| Maricia Ladley | 13 | 40.6% | 6 | 35.3% | 42 | 37.5% | 61 | 37.9% |
| Votes Cast: | 32 | | 17 | | 112 | | 161 | |



Unofficial Results

Run time: 2:02:12 PM

Run Date: 5/24/2024

ADA COUNTY, IDAHO
May Primary
05/21/2024

| |
|--|
| Unofficial Results |
| Registered Voters 66,752 of 302,283=22.1% |
| Precincts Reporting 197 of 197=100.0% |

REPUBLICAN PARTY NOMINEE FOR 2306 PRECINCT COMMITTEEMAN

| | Absentee Voting | | Early Voting | | Election Day Voting | | Total Votes | |
|-------------|-----------------|--------|--------------|--------|---------------------|--------|-------------|--------|
| Gail Zarr | 36 | 100.0% | 29 | 100.0% | 138 | 100.0% | 203 | 100.0% |
| Votes Cast: | 36 | | 29 | | 138 | | 203 | |

REPUBLICAN PARTY NOMINEE FOR 2307 PRECINCT COMMITTEEMAN

| | Absentee Voting | | Early Voting | | Election Day Voting | | Total Votes | |
|------------------|-----------------|-------|--------------|-------|---------------------|-------|-------------|-------|
| McKenzie Johnson | 22 | 61.1% | 8 | 47.1% | 105 | 55.6% | 135 | 55.8% |
| Bill Orton | 14 | 38.9% | 9 | 52.9% | 84 | 44.4% | 107 | 44.2% |
| Votes Cast: | 36 | | 17 | | 189 | | 242 | |

REPUBLICAN PARTY NOMINEE FOR 2308 PRECINCT COMMITTEEMAN

| | Absentee Voting | | Early Voting | | Election Day Voting | | Total Votes | |
|-------------|-----------------|--------|--------------|--------|---------------------|--------|-------------|--------|
| Trina Neddo | 44 | 100.0% | 23 | 100.0% | 156 | 100.0% | 223 | 100.0% |
| Votes Cast: | 44 | | 23 | | 156 | | 223 | |

REPUBLICAN PARTY NOMINEE FOR 2309 PRECINCT COMMITTEEMAN

| | Absentee Voting | | Early Voting | | Election Day Voting | | Total Votes | |
|---------------|-----------------|--------|--------------|------|---------------------|--------|-------------|--------|
| Jay Bangerter | 1 | 100.0% | 0 | 0.0% | 32 | 100.0% | 33 | 100.0% |
| Votes Cast: | 1 | | 0 | | 32 | | 33 | |



Unofficial Results

Run time: 2:02:12 PM

Run Date: 5/24/2024

ADA COUNTY, IDAHO
May Primary
05/21/2024

| |
|--|
| Unofficial Results |
| Registered Voters 66,752 of 302,283=22.1% |
| Precincts Reporting 197 of 197=100.0% |

REPUBLICAN PARTY NOMINEE FOR 2310 PRECINCT COMMITTEEMAN

| | Absentee Voting | | Early Voting | | Election Day Voting | | Total Votes | |
|-----------------|-----------------|-------|--------------|-------|---------------------|-------|-------------|-------|
| Clay Zobell | 25 | 55.6% | 3 | 25.0% | 50 | 31.6% | 78 | 36.3% |
| John R Sorenson | 12 | 26.7% | 5 | 41.7% | 67 | 42.4% | 84 | 39.1% |
| Scott Robinson | 8 | 17.8% | 4 | 33.3% | 41 | 25.9% | 53 | 24.7% |
| Votes Cast: | 45 | | 12 | | 158 | | 215 | |