



# Ada County Population

According to COMPASS estimates, Ada County's population reached 557,590 in 2024, with the majority (88.6%) living in one of the County's six cities. Boise is the largest city with an estimated population of 250,060, accounting for 44.8% of the County's total residents. The next largest city is Meridian with 142,830 residents, followed by Eagle (36,300), Kuna (31,490), Star (19,920), and Garden City (13,380). Approximately 63,610 residents (11.4%) live outside city limits within unincorporated areas of the County.

City	2024 Population	% of County Total
Boise	250,060	44.8%
Meridian	142,830	25.6%
Unincorporated	63,610	11.4%
Eagle	36,300	6.5%
Kuna	31,490	5.6%
Star	19,920	3.6%
Garden City	13,380	2.4%
<b>Total</b>	<b>557,590</b>	<b>100.0%</b>

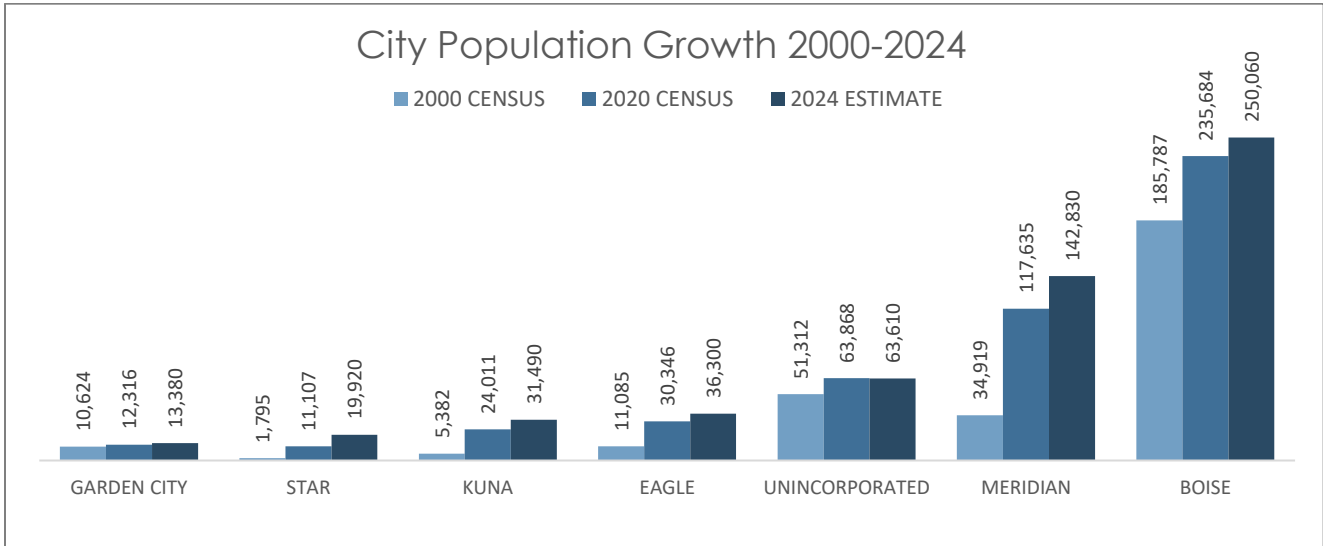
Source: COMPASS

Between 2000 and 2024 Ada County's population grew by 85.3% from 300,904 to 557,590, with an average annual growth rate of 3.6%. Most of this growth occurred within the County's cities which together grew by 244,388 people (97.9%), with an average annual growth rate of 4.1%. The population of unincorporated Ada County grew by 12,298 (24.0%) over this same period with an average annual growth rate of 1.0%. The slower growth rate in unincorporated Ada County is largely a result of the gradual reduction of unincorporated land over time through annexations.

City	2000 Census	2024 Estimate	# Increase	% Increase
Meridian	34,919	142,830	107,911	309.0%
Boise	185,787	250,060	64,273	34.6%
Kuna	5,382	31,490	26,108	485.1%
Eagle	11,085	36,300	25,215	227.5%
Star	1,795	19,920	18,125	1009.7%
Unincorporated	51,312	63,610	12,298	24.0%
Garden City	10,624	13,380	2,756	25.9%
<b>Total</b>	<b>300,904</b>	<b>557,590</b>	<b>256,686</b>	<b>85.3%</b>

Source: U.S. Census Bureau (2000 Census) & COMPASS (2024 Estimate)

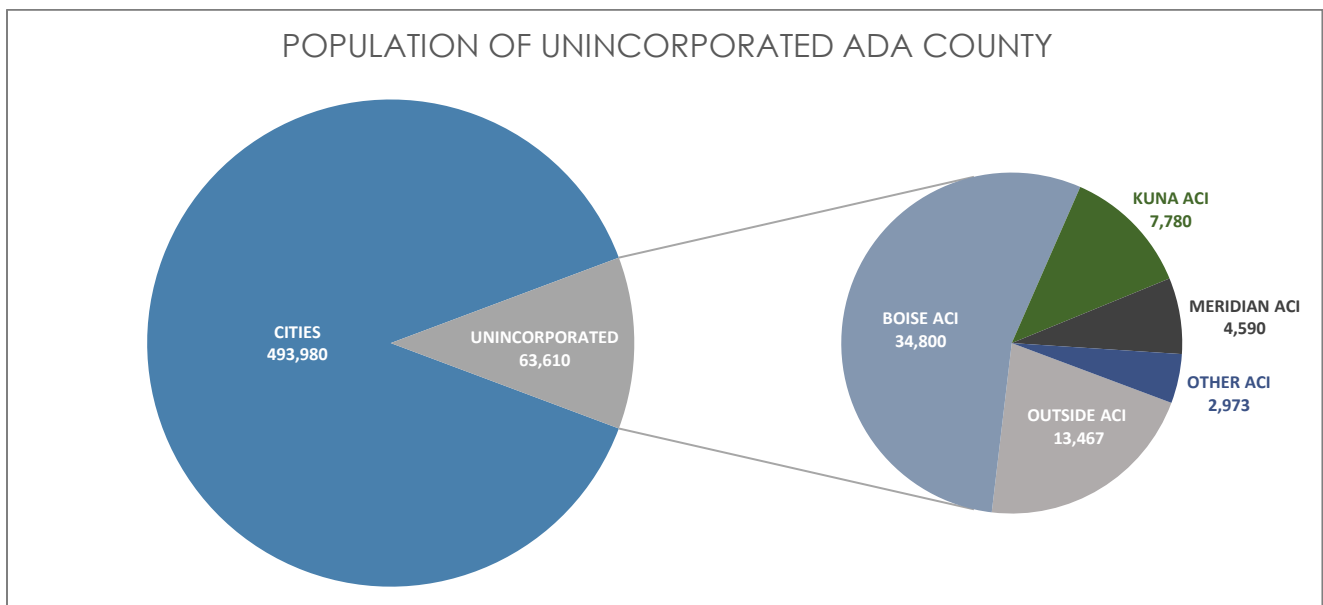
Among Ada County's cities, Meridian saw the largest amount of total population growth between 2000 and 2024, adding 107,911 people. Boise saw the second largest growth in population during this time adding 64,273 people. Four of the County's six cities saw their populations more than triple between 2000 to 2024 with Star growing by 1009.7% (1,795 to 19,920), Kuna growing by 485.1% (5,382 to 31,490), Meridian growing by 309.0% (34,919 to 142,830) and Eagle growing by 227.5% (11,085 to 36,300).



Source: U.S. Census Bureau (2000 & 2020 Census) & COMPASS (2024 Estimate)

### POPULATION OF UNINCORPORATED ADA COUNTY

Only 11.4% (63,610) of Ada County's 557,590 residents were estimated to live in unincorporated parts of the County in 2024. Of those living in unincorporated Ada County, 78.8% (50,143) are estimated to live within an Area of City Impact (ACI). Only approximately 13,467 people live in unincorporated areas of the County outside of ACIs, making up approximately 2.4% of the County's total population, with many of these residents living in the planned communities of Avimor, Cartwright Ranch, Dry Creek Ranch and Hidden Springs.



Source: COMPASS

## POPULATION BY AREA OF CITY IMPACT

Area of City Impact	2024 Estimate	% of County Total
Boise	284,860	51.1%
Meridian	147,420	26.4%
Kuna	39,270	7.0%
Eagle	39,060	7.0%
Star	20,063	3.6%
Garden City	13,450	2.4%
Outside ACIs	13,467	2.4%
<b>Total</b>	<b>557,590</b>	<b>100.0%</b>

Source: COMPASS

## PROJECTED GROWTH

City	2024 Estimate	2050 Projection	# Increase	% Increase
Boise	250,060	314,520	64,460	25.8%
Meridian	142,830	192,540	49,710	34.8%
Kuna	31,490	72,020	40,530	128.7%
Eagle	36,300	54,670	18,370	50.6%
Garden City	13,380	19,000	5,620	42.0%
Star	19,920	22,380	2,460	12.3%
Unincorporated	63,610	40,690	-22,920	-36.0%
<b>Total</b>	<b>557,590</b>	<b>715,820</b>	<b>158,230</b>	<b>28.4%</b>

Source: COMPASS (2050 Projections are Based on ACI Boundaries as of 2021)

By 2050, COMPASS projects that Ada County will grow by approximately 28.4% (158,230) to a population of 715,820. Of the six cities, Boise is projected to see the largest increase with 64,460 additional residents forecast by 2050. Much of this increase would be the result of Boise annexing its Southwest Planning Area, currently located within its ACI. The city with the next largest increase is expected to be Meridian, which is projected to add 49,710 new residents, followed by Kuna (40,530), Eagle (18,370), Garden City (5,620), and Star (2,460).

Unincorporated Ada County is projected to see a decrease of 22,920 residents by 2050, based on the assumption the cities will have annexed all of the area within their current ACI boundaries by that time. The average annual rate of growth in the County as a whole between 2024 and 2050 is expected to be 1.1%, compared to a growth rate of 3.6% between 2000 and 2024. The cities expected to see the largest average annual growth rates between 2024 and 2050 are Kuna, with a projected rate of 5.0% and Eagle with a rate of 1.9%.

## RACE & ETHNICITY

Race/Ethnicity	2000	2022
White	92.9%	86.2%
Hispanic or Latino	4.5%	8.9%
Two or More Races	2.2%	6.8%
Asian	1.7%	2.6%
Black or African American	0.7%	1.3%
American Indian & Alaskan Native	0.7%	0.6%
Native Hawaiian & Other Pacific Islander	0.2%	0.2%

Source: U.S. Census Bureau (2000 Census & 2022 ACS)

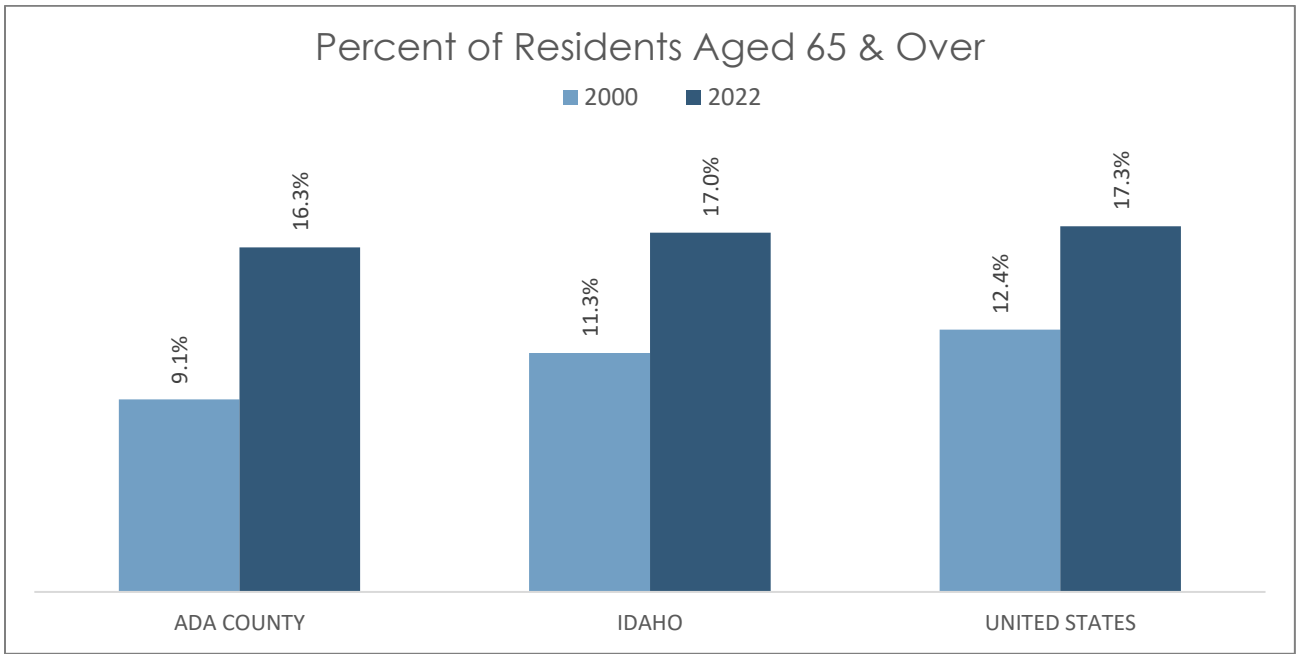
Ada County's racial and ethnic makeup became more diverse from 2000 to 2022. According to U.S. Census Bureau data, 86.2% of Ada County residents identified as White in 2022, compared to 92.9% in 2000. The next largest race or ethnicity was Hispanic or Latino, increasing from 4.5% to 8.9%. The group with the largest percentage increase from 2000 to 2022 were those of two or more races, growing from 2.2% to 6.8% of Ada County's total population.

## AGE

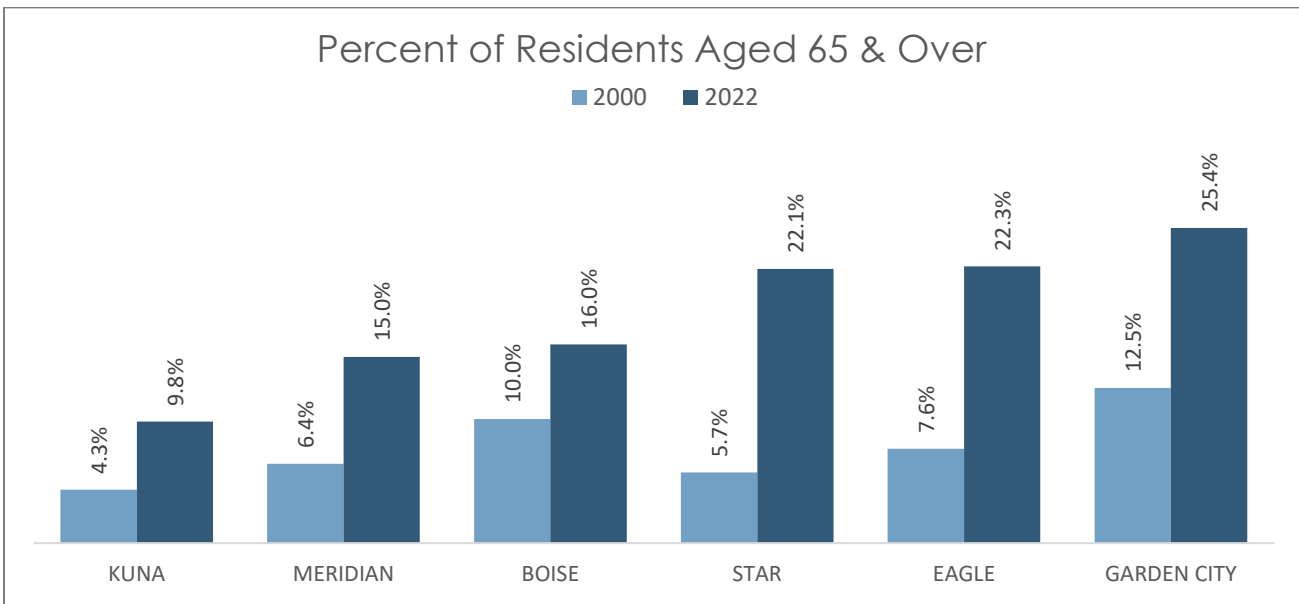
Change in Median Age 2000-2022		
Place	2000	2022
Kuna	26.1	30.2
Boise	32.8	37.9
Meridian	30.1	38.7
Star	28.4	41.4
Eagle	35.2	46.8
Garden City	35.4	47.1
Ada County	32.8	39.1
Idaho	33.2	37.5
United States	35.3	39.0

Source: U.S. Census Bureau (2000 Census & 2022 ACS)

There is a significant difference among Ada County's six cities regarding age, with 16.9 years separating the median ages of Kuna (30.2) and Garden City (47.1) in 2022. Between 2000 and 2022, the cities of Star (13.0), Garden City (11.7), and Eagle (11.6) all experienced increases of over ten years in median ages. As a whole, Ada County's median age increased from 32.8 to 39.1 between 2000 to 2022 while the median age of the United States rose from 35.3 to 39.0.



Source: U.S. Census Bureau (2000 Census & 2022 ACS)



Source: U.S. Census Bureau (2000 Census & 2022 ACS)

The percentage of Ada County residents aged 65 and over (16.3%) was slightly lower than that of Idaho (17.0%) and the United States (17.3%) in 2022. However, the share of Ada County residents within this age group increased at a faster rate than that of Idaho and the U.S. between 2000 and 2022. All of Ada County's cities experienced a significant increase within this age group from 2000 to 2022, and as with median age, there is great variation among the cities. Only 9.8% of Kuna residents are aged 65 or over, compared to 25.4% of Garden City residents.

## MIGRATION

The U.S. Census Bureau estimates that in 2020, approximately 32,954 people moved into Ada County, and approximately 25,475 people moved out. The actual number of residents moving out of Ada County is likely slightly higher due to the Census Bureau not having data on the number of Ada County residents moving to other countries. Of the residents estimated to have moved to Ada County in 2020, 67.1% came from other states, 28.0% came from other counties within Idaho, and 4.9% came from other countries.

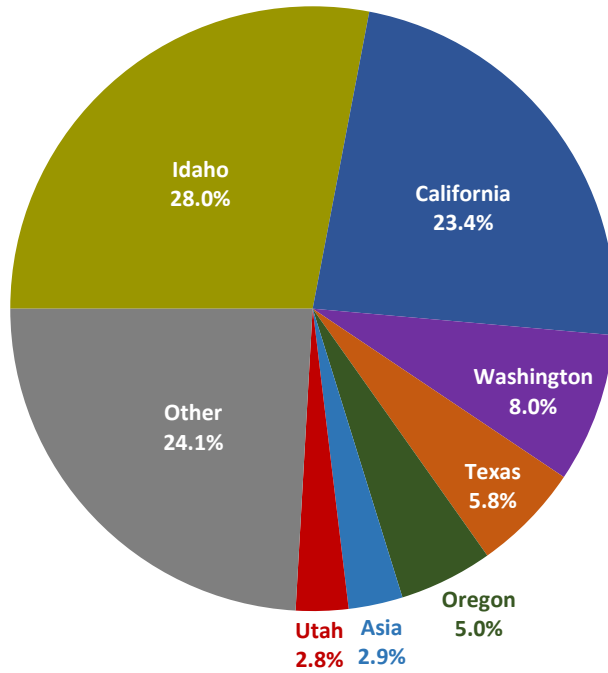
<b>Residents Moving to Ada County (2020)</b>	
From Another County in Idaho	9,224
From Another State	22,127
From Another Country	1,603
Total	32,954
<b>Residents Leaving Ada County (2020)</b>	
To Another County in Idaho	12,916
To Another State	12,559
Total	25,475

*Source: U.S. Census Bureau (2020 ACS, County to County Migration Flows). Data on Ada County residents moving to other countries not available.*

The states with the highest estimated number of residents moving to Ada County were California (7,699), Washington (2,630), Texas (1,903), and Oregon (1,645), together accounting for 42.1% of all new residents in 2020. Among residents moving to Ada County from within Idaho, the most popular county of origin was neighboring Canyon County (3,357), followed by Bannock County (1,162) and Twin Falls County (734).

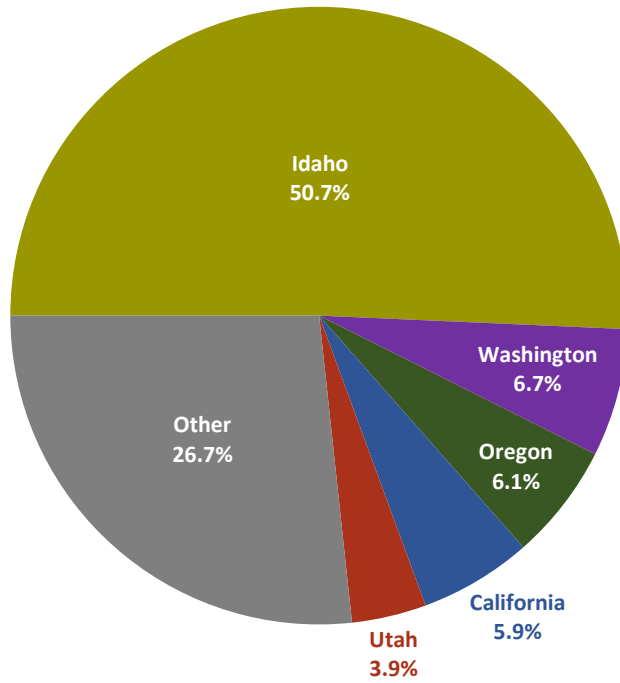
Among residents leaving Ada County, over half (50.7%) stayed within Idaho. For those staying in Idaho, Canyon County was by far the most popular destination accounting for 25.7% of all move-outs, followed by Bannock County (3.7%) and Bonneville County (2.7%). Among residents leaving Ada County for other states, Washington was the most popular destination accounting for 6.7% of all moves outside the County, followed by Oregon (6.1%), California (5.9%), and Utah (3.9%).

## PRIMARY SOURCES OF IN-MIGRATION



Source: U.S. Census Bureau (2020 ACS, County to County Migration Flows)

## PRIMARY OUT-MIGRATION DESTINATIONS



Source: U.S. Census Bureau (2020 ACS, County to County Migration Flows)